



**Data Access Custom Interface
Standard**

Version 2.05A

June 28 2002

Specification Type	Industry Standard Specification		
Title:	OPC Data Access Custom Interface Specification	Date:	June 28, 2002
Version:	2.05A	Soft	MS-Word
		Source:	opcda205a_cust
Author:	Opc Foundation	Status:	Released

Synopsis:

This specification is the specification of the interface for developers of OPC Data Access clients and OPC servers.. The specification is a result of an analysis and design process to develop a standard interface to facilitate the development of servers and clients by multiple vendors that shall inter-operate seamlessly together.

Trademarks:

Most computer and software brand names have trademarks or registered trademarks. The individual trademarks have not been listed here.

Required Runtime Environment:

This specification requires Windows 95, Windows NT 4.0 or later

NON-EXCLUSIVE LICENSE AGREEMENT

The OPC Foundation, a non-profit corporation (the “OPC Foundation”), has established a set of standard OLE/COM interface protocols intended to foster greater interoperability between automation/control applications, field systems/devices, and business/office applications in the process control industry.

The current OPC specifications, prototype software examples and related documentation (collectively, the “OPC Materials”), form a set of standard OLE/COM interface protocols based upon the functional requirements of Microsoft’s OLE/COM technology. Such technology defines standard objects, methods, and properties for servers of real-time information like distributed process systems, programmable logic controllers, smart field devices and analyzers in order to communicate the information that such servers contain to standard OLE/COM compliant technologies enabled devices (e.g., servers, applications, etc.).

The OPC Foundation will grant to you (the “User”), whether an individual or legal entity, a license to use, and provide User with a copy of, the current version of the OPC Materials so long as User abides by the terms contained in this Non-Exclusive License Agreement (“Agreement”). If User does not agree to the terms and conditions contained in this Agreement, the OPC Materials may not be used, and all copies (in all formats) of such materials in User’s possession must either be destroyed or returned to the OPC Foundation. By using the OPC Materials, User (including any employees and agents of User) agrees to be bound by the terms of this Agreement.

LICENSE GRANT:

Subject to the terms and conditions of this Agreement, the OPC Foundation hereby grants to User a non-exclusive, royalty-free, limited license to use, copy, display and distribute the OPC Materials in order to make, use, sell or otherwise distribute any products and/or product literature that are compliant with the standards included in the OPC Materials.

All copies of the OPC Materials made and/or distributed by User must include all copyright and other proprietary rights notices include on or in the copy of such materials provided to User by the OPC Foundation.

The OPC Foundation shall retain all right, title and interest (including, without limitation, the copyrights) in the OPC Materials, subject to the limited license granted to User under this Agreement.

WARRANTY AND LIABILITY DISCLAIMERS:

User acknowledges that the OPC Foundation has provided the OPC Materials for informational purposes only in order to help User understand Microsoft’s OLE/COM technology. THE OPC MATERIALS ARE PROVIDED “AS IS” WITHOUT WARRANTY OF ANY KIND, EXPRESS OR IMPLIED, INCLUDING, BUT NOT LIMITED TO, WARRANTIES OF PERFORMANCE, MERCHANTABILITY, FITNESS FOR A PARTICULAR PURPOSE OR NON-INFRINGEMENT. USER BEARS ALL RISK RELATING TO QUALITY, DESIGN, USE AND PERFORMANCE OF THE OPC MATERIALS. The OPC Foundation and its members do not warrant that the OPC Materials, their design or their use will meet User’s requirements, operate without interruption or be error free.

IN NO EVENT SHALL THE OPC FOUNDATION, ITS MEMBERS, OR ANY THIRD PARTY BE LIABLE FOR ANY COSTS, EXPENSES, LOSSES, DAMAGES (INCLUDING, BUT NOT LIMITED TO, DIRECT, INDIRECT, CONSEQUENTIAL, INCIDENTAL, SPECIAL OR PUNITIVE DAMAGES) OR INJURIES INCURRED BY USER OR ANY THIRD PARTY AS A RESULT OF THIS AGREEMENT OR ANY USE OF THE OPC MATERIALS.

GENERAL PROVISIONS:

This Agreement and User's license to the OPC Materials shall be terminated (a) by User ceasing all use of the OPC Materials, (b) by User obtaining a superseding version of the OPC Materials, or (c) by the OPC Foundation, at its option, if User commits a material breach hereof. Upon any termination of this Agreement, User shall immediately cease all use of the OPC Materials, destroy all copies thereof then in its possession and take such other actions as the OPC Foundation may reasonably request to ensure that no copies of the OPC Materials licensed under this Agreement remain in its possession.

User shall not export or re-export the OPC Materials or any product produced directly by the use thereof to any person or destination that is not authorized to receive them under the export control laws and regulations of the United States.

The Software and Documentation are provided with Restricted Rights. Use, duplication or disclosure by the U.S. government is subject to restrictions as set forth in (a) this Agreement pursuant to DFARs 227.7202-3(a); (b) subparagraph (c)(1)(i) of the Rights in Technical Data and Computer Software clause at DFARs 252.227-7013; or (c) the Commercial Computer Software Restricted Rights clause at FAR 52.227-19 subdivision (c)(1) and (2), as applicable. Contractor/ manufacturer is the OPC Foundation, P.O. Box 140524, Austin, Texas 78714-0524.

Should any provision of this Agreement be held to be void, invalid, unenforceable or illegal by a court, the validity and enforceability of the other provisions shall not be affected thereby.

This Agreement shall be governed by and construed under the laws of the State of Minnesota, excluding its choice or law rules.

This Agreement embodies the entire understanding between the parties with respect to, and supersedes any prior understanding or agreement (oral or written) relating to, the OPC Materials.

Revision 2.05A Highlights

This revision clarifies section 4.2.13 Note (5) regarding roundup when converting floats and doubles to integers. Also correct an error in the property definitions in Appendix D (200-207 were off by 1).

Revision 2.05 Highlights

This revision includes numerous clarifications to Section 4.2.13 regarding data conversion between Native and Requested data types.

Revision 2.04 Highlights

This revision includes additional minor clarifications to certain ambiguities which were discovered during Interoperability sessions and during the development of the Compliance Test. The affected sections include: TimeBias and DeadBand discussion in Group Object: General Properties (4.5.1). LocaleID for SetState (to make it clear the behaviour is optional). Addition or Clarification of error returns E_INVALIDARG and S_FALSE return for GetItemProperties, LookupItemIDs, AddItems, ValidateItems, RemoveItems, SetActiveState, SetClientHandles, SetDataTypes, both SyncIO and AsyncIO Read and Write. In particular for S_FALSE: change 'was partially successful' to 'completed with one or more errors'. This now clearly implies that the method outputs (specifically the ppErrors returns) are defined in this case. Other adjustments to the text were to make error returns more consistent across functions. Clarify GetItemID behavior. In Refresh2 and IOPCDataCallback::OnDataChange the Transaction ID parameter is clarified. Specifically: 0 is an allowed value. See also the introduction to OPCAsyncIO (4.5.6). Also add section 4.2.14 as a general discussion of Client and Server responsibilities regarding LocaleID.

Revision 2.03 Highlights

This revision includes minor clarifications to the Deadband discussion (4.5.1.6). It also clarifies the behavior of empty enumerators; The descriptions of IOPCServer::CreateGroupEnumerator and IOPCBrowseServerAddressSpace::BrowseAccessPaths have been clarified and corrected. They are now consistent with the existing description of IOPCBrowseServerAddressSpace::BrowseOPCItemIDs.

Revision 2.02 Highlights

This revision includes minor clarifications to the OPCItemProperties Interface discussions (4.4.6), GroupStateMgt::SetState (4.5.3.2) and the old (1.0) Stream Marshalling Discussion (4.6.4.6).

Revision 2.01 Highlights

This revision includes clarifications to the dwAccessRightsFilter in IOPCBrowseServerAddressSpace and also the discussion of access rights in general (section 6.7.6).

Revision 2.0 Highlights

This revision includes enhancements to the 1.0A Specification. Although changes were made throughout the document, the following areas are of particular importance:

- This is now referred to as the OPC Data Access Specification as there are other OPC efforts underway.
- The Automation Interface specification has been separated into a separate document.
- All previous (1.0A) Custom Interfaces remain in place and unchanged except for minor clarifications.
- Async and exception based connections should now be done using ConnectionPoints rather than IDataObject. The existing IOPCAsyncIO, IDataObject and Client side IAdviseSink interfaces support 'old style' (Version 1.0) connections. The new IOPCAsyncIO2, IConnectionPointContainer and Client side IOPCDataCallback interfaces support the 'new style' Version 2.0 connections.
- The behavior of the existing IOPCAsyncIO, IDataObject and Client side IAdviseSink interfaces is unchanged however their support is optional for OPC 2.0 compliant software. The new

IOPCAsyncIO2, IConnectionPointContainer and Client side IOPCDataCallback interfaces are required for 2.0 compliant software.

- A new 'convenience' interface is defined. IOPCItemProperties allows easy access to common and vendor specific properties or attributes of an Item or Tag.
- A ShutdownRequest capability is added via a Connection point on the Server object and a Client side IOPCShutdown interface that allows the server to request that all clients disconnect from the server. This interface will also be used by other OPC server types.
- An IOPCCommon interface is added to the server. This interface provides several common LocaleID related functions. This interface will also be used by other OPC server types.
- The OPC_BROWSE_TO capability is added to BrowseServerAddressSpace.

Table of Contents

1	INTRODUCTION.....	1
1.1	AUDIENCE.....	1
1.2	DELIVERABLES.....	1
2	OPC DATA ACCESS FUNDAMENTALS.....	2
2.1	OPC OVERVIEW.....	2
2.2	WHERE OPC FITS.....	3
2.3	GENERAL OPC ARCHITECTURE AND COMPONENTS.....	4
2.4	OVERVIEW OF THE OBJECTS AND INTERFACES.....	6
2.5	THE ADDRESS SPACE AND CONFIGURATION OF THE SERVER.....	7
2.6	APPLICATION LEVEL SERVER AND NETWORK NODE SELECTION.....	8
2.7	SYNCHRONIZATION AND SERIALIZATION ISSUES.....	8
2.8	PUBLIC (AKA SHARED) GROUPS.....	9
2.9	PERSISTENT STORAGE STORY.....	9
3	OPC DATA ACCESS QUICK REFERENCE.....	10
3.1	CUSTOM INTERFACE.....	10
3.1.1	OPCServer Object.....	11
3.1.2	OPCGroup Object.....	13
3.1.3	EnumOPCItemAttributes Object.....	14
3.2	CUSTOM INTERFACE/CLIENT SIDE.....	15
4	OPC CUSTOM INTERFACE.....	16
4.1	OVERVIEW OF THE OPC CUSTOM INTERFACE.....	16
4.2	GENERAL INFORMATION.....	17
4.2.1	Version Interoperability.....	17
4.2.2	Ownership of memory.....	18
4.2.3	Standard Interfaces.....	18
4.2.4	Null Strings and Null Pointers.....	18
4.2.5	Returned Arrays.....	18
4.2.6	Public Groups.....	18
4.2.7	CACHE data, DEVICE data and TimeStamps.....	19
4.2.8	Time Series Values.....	19
4.2.9	Asynchronous vs. Synchronous Interfaces.....	19
4.2.10	The ACTIVE flags, Deadband and Update Rate.....	19
4.2.11	Errors and return codes.....	20
4.2.12	Startup Issues.....	20
4.2.13	VARIANT Data Types and Interoperability.....	20
4.2.14	Localization and LocaleID.....	23
4.3	DATA ACQUISITION AND ACTIVE STATE BEHAVIOR.....	24
4.3.1	IOPCSyncIO.....	24
4.3.2	IOPCASyncIO2.....	25
4.3.3	SUBSCRIPTION via IOPCDataCallback.....	26
4.3.4	IOPCASyncIO (old).....	27
4.3.5	SUBSCRIPTION via IDataObject (old).....	28
4.4	OPCSERVER OBJECT.....	29
4.4.1	Overview.....	29
4.4.2	IUnknown.....	30
4.4.3	IOPCCommon.....	30
4.4.4	IOPCServer.....	31
4.4.5	IConnectionPointContainer (on OPCServer).....	40
4.4.6	IOPCItemProperties.....	43
4.4.7	IOPCServerPublicGroups (optional).....	55

4.4.8	IOPCBrowseServerAddressSpace (optional)	58
4.4.9	IPersistFile (optional)	67
4.5	OPCGROUP OBJECT	71
4.5.1	General Properties	72
4.5.2	IOPCItemMgt	75
4.5.3	IOPCGroupStateMgt	84
4.5.4	IOPCPublicGroupStateMgt	91
4.5.5	IOPCSyncIO	93
4.5.6	IOPCAsyncIO2	99
4.5.7	IConnectionPointContainer (on OPCGroup)	111
4.5.8	IEnumOPCItemAttributes	114
4.5.9	IOPCAsyncIO (old)	118
4.5.10	IDataObject (old)	127
4.6	CLIENT SIDE INTERFACES	132
4.6.1	IOPCDataCallback	132
4.6.2	IOPCShutdown	140
4.6.3	IAdviseSink (old)	141
4.6.4	IAdviseSink - Data Stream Formats (old)	143
5	INSTALLATION ISSUES	148
5.1	COMPONENT CATEGORIES	148
5.2	REGISTRY ENTRIES FOR CUSTOM INTERFACE	148
5.3	REGISTRY ENTRIES FOR THE PROXY/STUB DLL	149
6	DESCRIPTION OF DATA TYPES, PARAMETERS AND STRUCTURES	150
6.1	ITEM DEFINITION	150
6.2	ACCESSPATH	151
6.3	BLOB	152
6.4	TIME STAMPS	152
6.5	VARIANT DATA TYPES FOR OPC DATA ITEMS	153
6.6	CONSTANTS	154
6.6.1	OPCHANDLE	154
6.7	STRUCTURES AND MASKS	155
6.7.1	OPCITEMSTATE	155
6.7.2	OPCITEMDEF	156
6.7.3	OPCITEMRESULT	157
6.7.4	OPCITEMATTRIBUTES	158
6.7.5	OPCSERVERSTATUS	160
6.7.6	Access Rights	161
6.8	OPC QUALITY FLAGS	162
7	SUMMARY OF OPC ERROR CODES	166
8	APPENDIX A - OPCERROR.H	168
9	APPENDIX B - DATA ACCESS IDL SPECIFICATION	172
10	APPENDIX D - OPCPROPS.H	185

1 Introduction

A General Introduction to OPC is contained in a separate OPC Overview Document (OPCOVW.DOC). This particular document deals specifically with the OPC Data Access Interfaces.

1.1 Audience

This specification is intended as reference material for developers of OPC compliant Clients and Servers. It is assumed that the reader is familiar with Microsoft OLE/COM technology and the needs of the Process Control industry.

This specification is intended to facilitate development of OPC Servers in C and C++, and of OPC client applications in the language of choice. Therefore, the developer of the respective component is expected to be fluent in the technology required for the specific component.

1.2 Deliverables

The deliverables from the OPC Foundation with respect to the OPC Data Access Specification 2.0 include the OPC Specification itself, OPC IDL files (included in this document as Appendices) and the OPC Error header files (included in this document). As a convenience, standard proxystub DLLs and a standard Data Access Header file for the OPC interfaces generated directly from the IDL will be provided at the OPC Foundation Web Site.

This OPC Data Access specification contains design information for the following:

1. **The OPC Data Access Custom Interface** - This document will describe the Interfaces and Methods of OPC Components and Objects.
2. **The OPC Data Access Automation Interface** - A Separate Document (The OPC Data Access Automation Specification 2.0) will describe the OPC Automation Interfaces which facilitate the use of Visual Basic, Delphi and other Automation enabled products to interface with OPC Servers.

2 OPC Data Access Fundamentals

This section introduces OPC Data Access and covers topics which are specific to OPC Data Access. Additional common topics including Windows NT, UNICODE, Threading Models, etc are discussed in the OPC Overview Document (OPCOVW.DOC).

2.1 OPC Overview

This specification describes the OPC COM Objects and their interfaces implemented by OPC Servers. An OPC Client can connect to OPC Servers provided by one or more vendors.

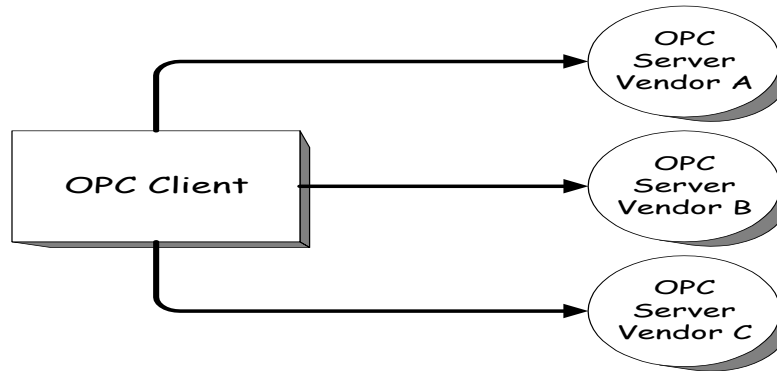


Figure 2-1 OPC Client

Different vendors may provide OPC Servers. Vendor supplied code determines the devices and data to which each server has access, the data names, and the details about how the server physically accesses that data. Specifics on naming conventions are supplied in a subsequent section.

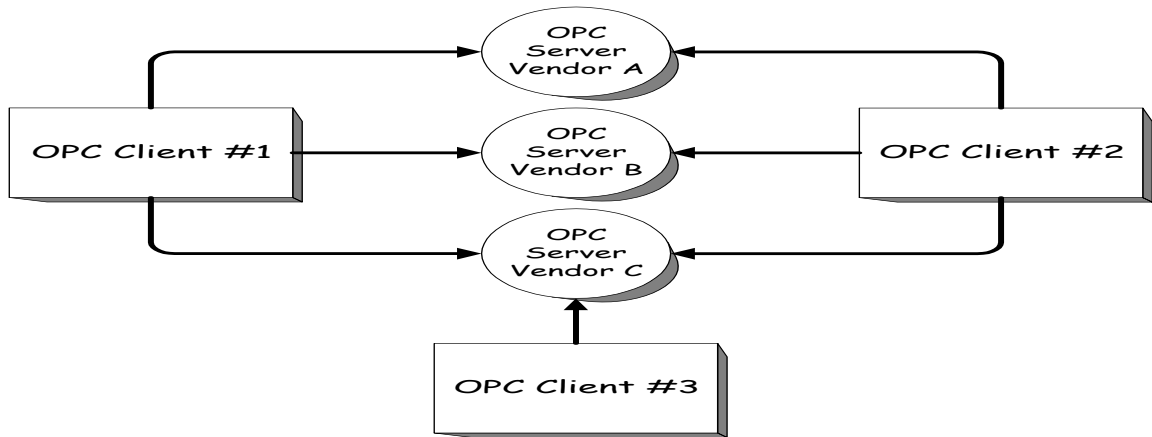


Figure 2-2 OPC Client/Server Relationship

At a high level, an OPC server is comprised of several objects: the server, the group, and the item. The OPC server object maintains information about the server and serves as a container for OPC group objects. The OPC group object maintains information about itself and provides the mechanism for containing and logically organizing OPC items.

The OPC Groups provide a way for clients to organize data. For example, the group might represent items in a particular operator display or report. Data can be read and written. Exception based

connections can also be created between the client and the items in the group and can be enabled and disabled as needed. An OPC client can configure the rate that an OPC server should provide the data changes to the OPC client.

There are two types of groups, public and local (or 'private'). Public is for sharing across multiple clients, local is local to a client. Refer to the section on public groups for the intent, purpose, and functionality and for further details. There are also specific optional interfaces for the public groups.

Within each Group the client can define one or more OPC Items.

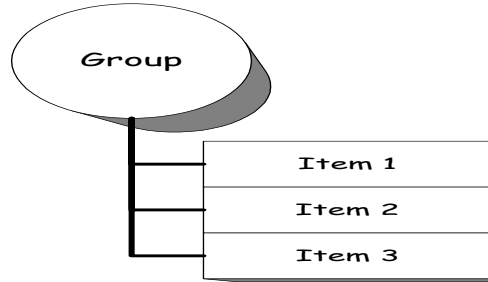


Figure 2-3 - Group/Item Relationship

The OPC Items represent connections to data sources within the server. An OPC Item, from the custom interface perspective, is not accessible as an object by an OPC Client. Therefore, there is no external interface defined for an OPC Item. All access to OPC Items is via an OPC Group object that "contains" the OPC item, or simply where the OPC Item is defined.

Associated with each item is a Value, Quality and Time Stamp. The value is in the form of a VARIANT, and the Quality is similar to that specified by Fieldbus.

Note that the items are not the data sources - they are just connections to them. For example, the tags in a DCS system exist regardless of whether an OPC client is currently accessing them. The OPC Item should be thought of as simply specifying the address of the data, not as the actual physical source of the data that the address references.

2.2 Where OPC Fits

Although OPC is primarily designed for accessing data from a networked server, OPC interfaces can be used in many places within an application. At the lowest level they can get raw data from the physical devices into a SCADA or DCS, or from the SCADA or DCS system into the application. The architecture and design makes it possible to construct an OPC Server which allows a client application to access data from many OPC Servers provided by many different OPC vendors running on different nodes via a single object.

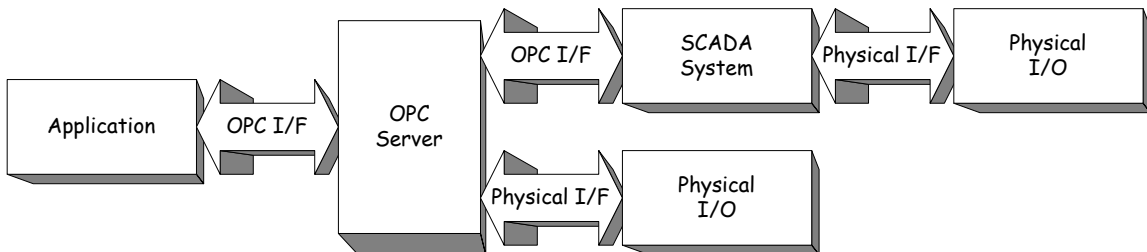


Figure 2-4 - OPC Client/Server Relationship

2.3 General OPC Architecture and Components

OPC is a specification for two sets of interfaces; the OPC Custom Interfaces and the OPC Automation interfaces. A revised automation interface will be provided with release 2.0 of the OPC specification. This is shown below.

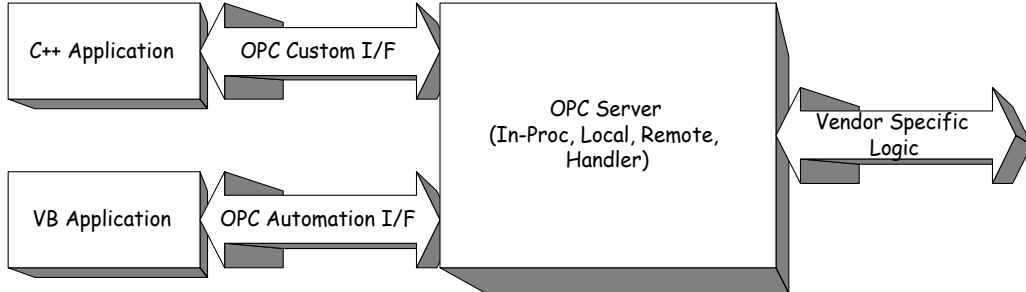


Figure 2-5 - The OPC Interfaces

The OPC Specification specifies COM interfaces (what the interfaces are), not the implementation (not the how of the implementation) of those interfaces. It specifies the behavior that the interfaces are expected to provide to the client applications that use them.

Included are descriptions of architectures and interfaces that seemed most appropriate for those architectures. Like all COM implementations, the architecture of OPC is a client-server model where the OPC Server component provides an interface to the OPC objects and manages them.

There are several unique considerations in implementing an OPC Server. The main issue is the frequency of data transfer over non-sharable communications paths to physical devices. Thus, we expect that the OPC Server will either be a local or remote EXE which includes code that is responsible for efficient data collection from a physical device.

An OPC client application communicates to an OPC server through the specified OPC custom and automation interfaces. OPC servers must implement the custom interface, and optionally may implement the automation interface.

An inproc (OPC handler) may be used to marshal the interface and provide the additional Item level functionality of the OPC Automation Interface. Refer to the figure below: Typical OPC Architecture.

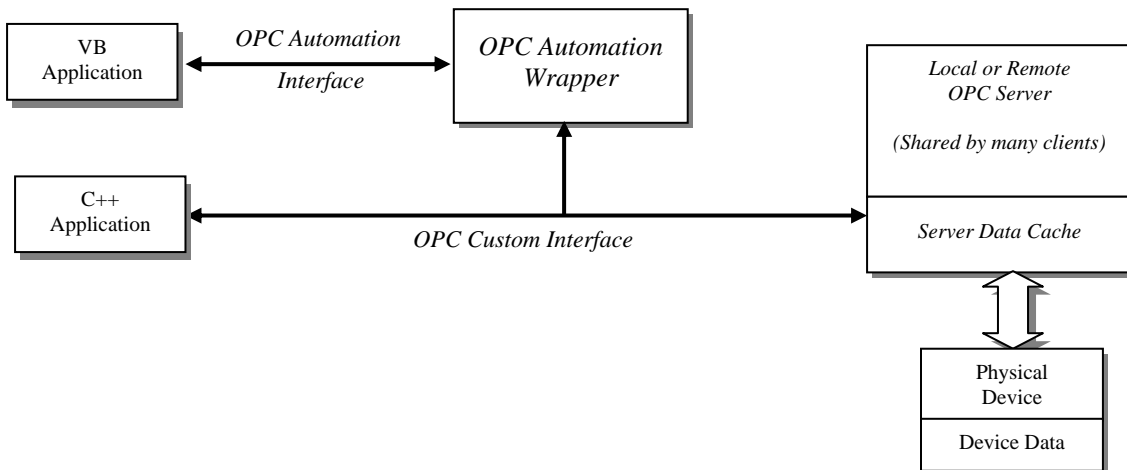


Figure 2-6 - Typical OPC Architecture

It is also expected that the server will consolidate and optimize data accesses requested by the various clients to promote efficient communications with the physical device. For inputs (Reads), data returned by the device is buffered for asynchronous distribution or synchronous collection by various OPC clients. For outputs (writes), the OPC Server updates the physical device data on behalf of OPC Clients.

2.4 Overview of the Objects and Interfaces

The OPC Server object provides a way to access (read/write) or communicate to a set of data sources.. The types of sources available are a function of the server implementation.

An OPC client connects to an OPC server and communicates to the OPC server through the interfaces. The OPC server object provides functionality to an OPC client to create and manipulate OPC group objects. These groups allow clients to organize the data they want to access. A group can be activated and deactivated as a unit. A group also provides a way for the client to ‘subscribe’ to the list of items so that it can be notified when they change.

Note: All COM objects are accessed through Interfaces. The client sees only the interfaces. Thus, the objects described here are ‘logical’ representations which may not have anything to do with the actual internal implementation of the server. The following figure is a summary of the OPC Objects and their interfaces. Note that some of the interfaces are Optional (as indicated by []).

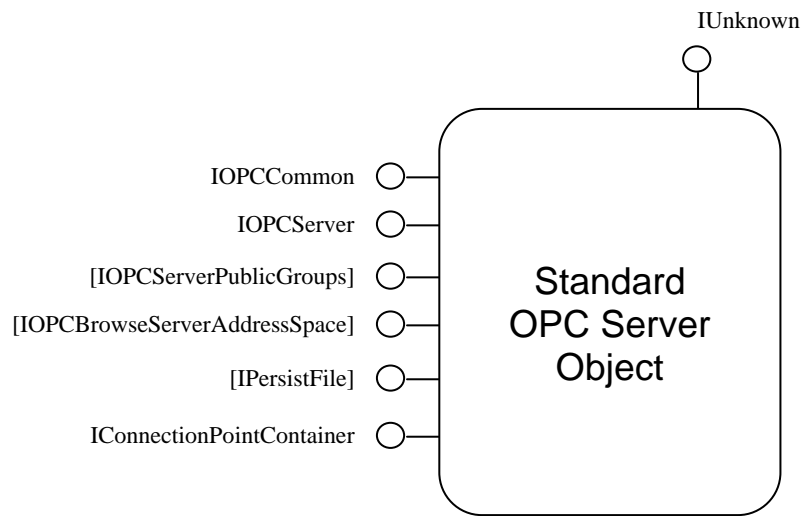


Figure 2-7 - Standard OPC Server Object

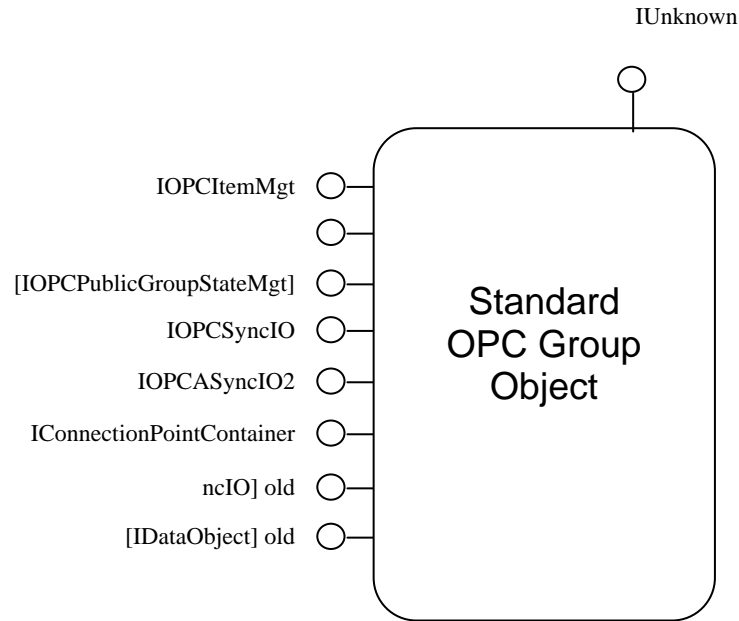


Figure 2-8 - Standard OPC Group Object

2.5 The Address Space and Configuration of the Server

This release of the OPC specification assumes that a server configuration address space may be managed and persistently stored using the IPersistFile interface. Only the server specific information is persistently stored. All client configuration information (Group and Item Definitions) must be persistently stored by the respective client application. All Handles that are defined in the system are not guaranteed to have the same value between sessions of the client and server conversation.

It is important to distinguish the address space of the server (also known as the server configuration) from the small subsets of this space that a particular client may be interested in at a particular time (also known as the 'groups' and 'items'). The details of how these client specific groups are maintained are discussed in detail in this specification. The persistent storage of groups is the responsibility of the respective clients. The details of how the server address space is defined and configured are intentionally left unspecified. For example the server address space might be:

- Entirely fixed (e.g. for a dedicated interface to a particular device such as a scale).
- Configured entirely outside of the OPC environment (e.g. for an interface to an existing external DCS system).
- Automatically configured at startup by an 'intelligent' server which can poll the existing system for installed hardware or interfaces.
- Automatically configured on the fly by an 'intelligent' server based on the names of the data items the client applications are currently requesting.

It is expected that this server address space is stable and is managed within the server. The clients will define and manage the relatively small lists of items called 'groups' as needed from time to time. The interfaces described here provide the client the ability to easily define, manage, and recreate these lists as needed through the use of 'OPCGroups'. The clients direct the server to create, manage and delete these groups on their behalf (persistence of the groups is the responsibility of the client application). Although it is possible, with the usage of public groups, that the server could provide persistent storage of these type of groups, or treat them as server defined groups.

2.6 Application Level Server and Network Node Selection

OPC Data Access supports the concept of organizing client requests into groups within a server. Such groups can contain requests for data from only one particular OPC Server object. In order to access data, a client application will need to specify the following:

- The name of the OPC Data Access Server (for use by CoCreateInstance, CoCreateInstanceEx, etc.)
- The name of the machine hosting the OPC Data Access Server (for use by CoCreateInstanceEx)
- The vendor specific OPC Item Definition (the name of the specific data item in the server's address space)

It is beyond the scope of this specification to discuss the implications of this on the architecture and user interface of the client program.

2.7 Synchronization and Serialization Issues

By 'synchronization' we mean the ability of a client to read or write values and attributes in a single transaction. For example, most applications want to insure that the value, quality and time stamp attributes of a particular item are in 'sync'. Also, a reporting package might want to insure that a group of several values read together as part of a 'Batch Report' are in fact part of the same batch. Finally, a recipe download package would want to insure that all of the values in the group were sent together and that the recipe was not started until all of the values had been received. These are just a few examples where synchronization is important.

The short answer is that OPC itself cannot insure that all of these synchronization tasks can be accomplished. Additional handshaking and flag passing between the client application and the device server to signal such states as 'ready' and 'complete' will be required. There are also things that need to be specified about the behavior of OPC servers to assure that OPC does not prevent this sort of synchronization from being done.

It will be seen later that OPC allows explicit reads and writes of groups of items or of individual items as well as exception based data connections (OnDataChange). Without jumping ahead too far it is possible to make some general observations about these issues and about server behavior.

1. In general, OPC Servers should try to preserve synchronization of data items and attributes that are read or written in a single operation. Synchronization of items read or written individually in separate operations is not required. Clearly, data read from different physical devices is difficult to synchronize.
2. Reads and writes of data items which can be accessed by more than one thread must be implemented to be thread safe, to the extent that data synchronization is preserved as specified in this specification. Examples of where this is important might include: logic within a server where one thread services method executions while a separate thread performs the physical communications and writes the received data into a buffer area which is shared with the first thread. Another example might be the logic in a handler or proxy where a 'hidden' RPC thread servicing an OnDataChange subscription is writing data into a shared buffer which a thread in the client might be reading.

3. Threading issues are always important but this is especially true on SMP systems.

By ‘Serialization’ we mean the ability of the client to control the order in which writes are performed.

1. It is **STRONGLY RECOMMENDED** that write requests to the same device be handled ‘in-order’ by any server implementation. For example, an application might use a ‘recipe download complete’ flag which is set by the application after the individual recipe items are sent. In this case, the data must be transmitted to the physical device in the same order it was output to insure that the ‘complete’ flag is not set before all the data has actually arrived. Where the server buffers the outgoing data and implements a separate communications manager thread to send these outputs to the physical device (as is often the case), the server implementation must take extra care to insure that the order of the outputs is preserved.
2. Where a client can both read values explicitly or receive updates via a callback attention must be given to defining exactly when a callback will or will not occur. This is discussed in more detail later.

Many of these issues will be clarified in the detailed descriptions of the methods below.

2.8 Public (aka shared) Groups

The purpose of the public group concept is to provide a way to share data configuration information across multiple client applications. Typically, in process control systems, multiple client applications are configured to monitor or control the same process control data using the same applications or tools. A public group can be created, such that only one application / end-user defines the items, and other client applications access the information in the public group by connecting to it. This facilitates keeping the definitions of the same data in sync, since only one client has to create and configure the attributes of the data items.

Because the information is shared across multiple clients, some restrictions may be required to make sure that the configuration information across multiple clients remains consistent.

2.9 Persistent Storage Story

OPC Servers may implement an optional interface to facilitate OPC clients telling an OPC server to persistent (store) the OPC server configuration information. OPC Server configuration information may include information about the devices and data source necessary to facilitate communication between the data source and the OPC server. Client configuration information, including the groups and items, are not persistently stored by an opc server.

Clients are responsible for the configuration and persistent storage of the groups and items that are required by their application..

3 OPC Data Access Quick Reference

This section includes a quick reference for the methods on the Custom Interface. These interfaces, their parameters and behavior are defined in more detail later in the reference sections.

3.1 Custom Interface

Note: This section does not show additional standard COM Interfaces such as IUnknown, IEnumString and IEnumUnknown used by OPC Data Access.

OPCServer

IOPCServer

IOPCServerPublicGroups (optional)

IOPCBrowseServerAddressSpace (optional)

IOPCItemProperties (new 2.0)

IConnectionPointContainer (new 2.0)

IOPCCommon (new 2.0)

IPersistFile (optional)

OPCGroup

IOPCGroupStateMgt

IOPCPublicGroupStateMgt (optional)

IOPCASyncIO2 (new 2.0)

IOPCASyncIO (obsolete - V1)

IOPCItemMgt

IConnectionPointContainer (new 2.0)

IOPCSyncIO

IDataObject (obsolete - V1)

EnumOPCItemAttributes

IEnumOPCItemAttributes

3.1.1 OPCServer Object

IOPCCommon

HRESULT SetLocaleID (dwLcid)
 HRESULT GetLocaleID (pdwLcid)
 HRESULT QueryAvailableLocaleIDs (pdwCount, pdwLcid)
 HRESULT GetErrorString (dwError, ppString)
 HRESULT SetClientName (szName)

IOPCServer

HRESULT AddGroup(szName, bActive, dwRequestedUpdateRate, hClientGroup, pTimeBias, pPercentDeadband, dwLCID, phServerGroup, pRevisedUpdateRate, riid, ppUnk)
 HRESULT GetErrorString(dwError, dwLocale, ppString)
 HRESULT GetGroupByName(szName, riid, ppUnk)
 HRESULT GetStatus(ppServerStatus)
 HRESULT RemoveGroup(hServerGroup, bForce)
 HRESULT CreateGroupEnumerator(dwScope, riid, ppUnk)

IConnectionPointContainer

HRESULT EnumConnectionPoints(IEnumConnectionPoints ppEnum);
 HRESULT FindConnectionPoint(REFIID riid, IConnectionPoint ppCP);

IOPCItemProperties

HRESULT QueryAvailableProperties(szItemID, pdwCount, ppPropertyIDs, ppDescriptions, ppvtDataTypes);
 HRESULT GetItemProperties (szItemID, dwCount, pdwPropertyIDs, ppvData, ppErrors);
 HRESULT LookupItemIDs(szItemID, dwCount, pdwPropertyIDs, ppszNewItemIDs, ppErrors);

IOPCBrowseServerAddressSpace (optional)

HRESULT QueryOrganization(pNameSpaceType);
HRESULT ChangeBrowsePosition(dwBrowseDirection, szString);
HRESULT BrowseOPCItemIDs(dwBrowseFilterType, szFilterCriteria, vtDataTypeFilter,
dwAccessRightsFilter, ppIEnumString);
HRESULT GetItemID(szItemDataID, szItemID);
HRESULT BrowseAccessPaths(szItemID, ppIEnumString);

IOPCServerPublicGroups (optional)

HRESULT GetPublicGroupByName(szName, riid, ppUnk);
HRESULT RemovePublicGroup(hServerGroup, bForce);

IPersistFile (optional)

HRESULT IsDirty();
HRESULT Load(pszFileName, dwMode);
HRESULT Save(pszFileName, fRemember);
HRESULT SaveCompleted(pszFileName);
HRESULT GetCurFileName(ppszFileName);

3.1.2 OPCGroup Object

IOPCGroupStateMgt

HRESULT GetState(pUpdateRate, pActive, ppName, pTimeBias, pPercentDeadband, pLCID, phClientGroup, phServerGroup)
 HRESULT SetState(pRequestedUpdateRate, pRevisedUpdateRate, pActive, pTimeBias, pPercentDeadband, pLCID, phClientGroup)
 HRESULT SetName(szName);
 HRESULT CloneGroup(szName, riid, ppUnk);

IOPCPublicGroupStateMgt (optional)

HRESULT GetState(pPublic);
 HRESULT MoveToPublic(void);

IOPCSyncIO

HRESULT Read(dwSource, dwCount, phServer, pItemValues, ppErrors)
 HRESULT Write(dwCount, phServer, pItemValues, ppErrors)

IOPCAsyncIO2

HRESULT Read(dwCount, phServer, dwTransactionID, pdwCancelID, ppErrors,)
 HRESULT Write(dwCount, phServer, pItemValues, dwTransactionID, pdwCancelID, ppErrors);
 HRESULT Cancel2 (dwCancelID);
 HRESULT Refresh2(dwSource, dwTransactionID, pdwCancelID);
 HRESULT SetEnable(bEnable);
 HRESULT GetEnable(pbEnable);

IOPCItemMgt

HRESULT AddItems(dwCount, pItemArray, ppAddResults, ppErrors)
 HRESULT ValidateItems(dwCount, pItemArray, bBlobUpdate, ppValidationResults, ppErrors)
 HRESULT RemoveItems(dwCount, phServer, ppErrors)
 HRESULT SetActiveState(dwCount, phServer, bActive, ppErrors)
 HRESULT SetClientHandles(dwCount, phServer, phClient, ppErrors)
 HRESULT SetDatatypes(dwCount, phServer, pRequestedDatatypes, ppErrors)
 HRESULT CreateEnumerator(riid, ppUnk)

IConnectionPointContainer

HRESULT EnumConnectionPoints(IEnumConnectionPoints ppEnum);
 HRESULT FindConnectionPoint(REFIID riid, IConnectionPoint ppCP);

IOPCAsyncIO (old)

HRESULT Read(dwConnection, dwSource, dwCount, phServer, pTransactionID, ppErrors,)
HRESULT Write(dwConnection, dwCount, phServer, pItemValues, pTransactionID, ppErrors);
HRESULT Cancel (dwTransactionID);
HRESULT Refresh(dwConnection, dwSource, pTransactionID);

IDataObject (old)

HRESULT Dadvise(pFmt, adv, pSnk, pConnection);
HRESULT Dunadvise(Connection);
Note: all other functions can be stubs which return E_NOTIMPL.

3.1.3 EnumOPCItemAttributes Object

IEnumOPCItemAttributes

HRESULT Next(celt, ppItemArray, pceltFetched);
HRESULT Skip(celt);
HRESULT Reset(void);
HRESULT Clone(ppEnumItemAttributes);

3.2 Custom Interface/Client Side

IOPCDataCallback

HRESULT OnReadComplete(dwTransid, hGroup, hrMasterquality, hrMastererror, dwCount, phClientItems, pvValues, pwQualities, pftTimeStamps, pErrors,);
HRESULT OnWriteComplete(dwTransid, hGroup, hrMastererr, dwCount, phClientItems, pErrors);
HRESULT OnCancelComplete(dwTransid, hGroup);
HRESULT OnDataChange(dwTransid, hGroup, hrMasterquality, hrMastererror, dwCount, phClientItems, pvValues, pwQualities, pftTimeStamps, pErrors,);

IOPCShutdown

void ShutdownRequest(szReason);

IAdviseSink (old)

void OnDataChange(pFE, pSTM);

Note: all other functions can be stubs which return E_NOTIMPL.

4 OPC Custom Interface

4.1 Overview of the OPC Custom Interface

The OPC Custom Interface Objects include the following custom objects:

- OPCServer
- OPCGroup

The interfaces and behaviors of these objects are described in detail in this chapter. Developers of OPC servers are required to implement the OPC objects by providing the functionality defined in this chapter.

This chapter also references and defines expected behavior for the standard OLE interfaces. Interfaces that an OPC server and an OPC client are required to implement when building OPC compliant components.

Also, standard and custom Enumerator objects are created, and interfaces to these objects are returned. In general the enumerator objects and interfaces are described briefly since their behavior is well defined by OLE.

The OPC specification follows the preferred approach that enumerators are created and returned from methods on objects rather than through QueryInterface. The enumerators are as follows:

- Group Enumerator - (see IOPCServer::CreateGroupEnumerator)
- Item Attribute Enumerator - (see IOPCItemMgt::CreateEnumerator)
- Server Address Space Enumerator - (see IOPCBrowseServerAddressSpace::BrowseOPCItemIDs)
- AccessPath Enumerator - (see IOPCBrowseServerAddressSpace::BrowseAccessPaths)

Also you will note that in some cases lists of things are returned via enumerators and in other cases as simple lists of items. Our choice depends on the expected number of items returned. 'Large' lists are best returned through enumerators while 'small' lists are more easily and efficiently returned via explicit lists.

4.2 General Information

This section provides general information about the OPC Interfaces, and some background information about how the designers of OPC expected these interfaces to be implemented and used.

4.2.1 Version Interoperability

Data Access Servers may be compatible with the requirements of Version 1.0a of the specification or with Version 2.0 of the specification or both. Data Access Clients may also be compatible with the requirements of Version 1.0a of the specification or with Version 2.0 of the specification or both.

The best migration strategy for server and client vendors will depend on their particular business situation. For example a vendor who mostly sells his own client and server components as a packaged system and for whom OPC Compatibility represents a long term strategy will have less need to support multiple versions of the interfaces.

As a general guideline it is recommended that existing server vendors add version 2.0 support and leave version 1.0 support in place to support existing Version 1.0 Clients.

Data Access Server	1.0	2.0
Required Interfaces		
OPCServer		
IUnknown	Required	Required
IOPCServer	Required	Required
IOPCCommon	N/A	Required
IConnectionPointContainer	N/A	Required
IOPCItemProperties	N/A	Required
IOPCServerPublicGroups	Optional	Optional
IOPCBrowseServerAddressSpace	Optional	Optional
OPCGroup		
IUnknown	Required	Required
IOPCItemMgt	Required	Required
IOPCGroupStateMgt	Required	Required
IOPCPublicGroupStateMgt	Optional	Optional
IOPCSyncIO	Required	Required
IOPCAsyncIO2	N/A	Required
IConnectionPointContainer	N/A	Required
IOPCAsyncIO	Required	N/A
IDataObject	Required	N/A

4.2.2 Ownership of memory

Per the COM specification, clients must free all memory associated with 'out' or 'in/out' parameters. This includes memory that is pointed to by elements within any structures. This is very important for client writers to understand, otherwise they will experience memory leaks that are difficult to find. See the IDL files to determine which parameters are out parameters. The recommended approach is for a client to create a subroutine that is used for freeing each type of structure properly.

Independent of success/failure, the server must always return well defined values for 'out' parameters. Releasing the allocated resources is the client's responsibility.

Note: If the error result is any FAILED error such as E_OUTOFMEMORY, the OPC server should return NULL for all 'out' pointers (this is standard COM behavior). This rule also applies to the error arrays (ppErrors) returned by many of the functions below. In general, a robust OPC client should check each out or in/out pointer for NULL prior to freeing it.

4.2.3 Standard Interfaces

Per the COM specification, all methods must be implemented on each required interface.

Per the COM specification, any optional interfaces that are supported must have all functions within that interface implemented, even if the implementation is only a stub implementation returning E_NOTIMPL.

4.2.4 Null Strings and Null Pointers

Both of these terms are used below. They are NOT the same thing. A NULL Pointer is an invalid pointer (0) which will cause an exception if used. A NUL String is a valid (non zero) pointer to a 1 character array where that character is a NUL (i.e. 0). If a NUL string is returned from a method as an [out] parameter (or as an element of a structure) it must be freed, otherwise the memory containing the NUL will be lost. Also note that a NULL pointer cannot be passed for an [in,string] argument due to COM marshalling restrictions. In this case a pointer to a NUL string should be passed to indicate an omitted parameter.

4.2.5 Returned Arrays

You will note the syntax **size_is(dwCount)** in the IDL used in combination with pointers to pointers. This indicates that the returned item is a pointer to an actual array of the indicated type, rather than a pointer to an array of pointers to items of the indicated type. This simplifies marshaling, creation, and access of the data by the server and client.

4.2.6 Public Groups

Public groups are optional. The server vendor and the client vendor may elect to support this behavior as appropriate for their application. There are some specific rules that must be adhered to if the public group capability is supported. These are discussed in detail later in the method descriptions but in general:

A public group must have a unique name relative to all other public groups. If a client adds a private group which will later be converted to a public group, the client should insure that this name is unique or an error will occur later in MoveToPublic.

Once a group has been made public, the items within that group can not be changed. If changes need to be made to a public group, a new group must be created with the items (e.g. through the use of CloneGroup), and made public after the modifications to the items are in place.

Once a client has connected to a public group, most of that group's properties (client handles, update rates, etc) will be maintained as unique instance data for that client to group connection.

4.2.7 CACHE data, DEVICE data and TimeStamps

For the most part the terms CACHE and DEVICE are treated as 'abstract' within this specification. That is, reading CACHE or DEVICE data simply affects the described behavior of various interfaces in a well defined way. The implementation details of these capabilities is not dictated by this specification.

In practice, however, it is expected that most servers will read data into some sort of CACHE. Also, most clients will read data from this cache via one of several mechanisms discussed later. Access to DEVICE data is expected to be 'slow' and is expected to be used primarily for diagnostics or for particularly critical operations.

The CACHE should reflect the latest value of the data (subject to update rate and deadband optimizations as discussed later) as well as the quality and timestamp. The Timestamp should indicate the time that the value and quality was obtained by the device (if this is available) or the time the server updated or validated the value and quality in its CACHE. Note that if a device or server is checking a value every 10 seconds then the expected behavior would be that the timestamp of that value would be updated every 10 seconds (even if the value is not actually changing). Thus the time stamp reflects the time at which the server knew the corresponding value was accurate.

This is also true regardless of whether the physical device to system interface is exception based. For example suppose it is known that (a) an exception based device is checking values every 0.5 second and that (b) the connection to the device is good and (c) that device sent an update for item FIC101 three minutes ago with a value of 1.234. In this case the value returned from a cache read would be 1.234 and more important, the timestamp returned for this value would be the current time (within 0.5 second) since it is known that the value for the item is in fact still 1.234 as of 0.5 seconds ago.

4.2.8 Time Series Values

The OPC Data Access interfaces are designed primarily to take snapshots of current real time process or automation data. The Timestamp returned with those values is intended primarily as an indication of the quality of that 'current' data. These interfaces are not really intended to deal with buffered time series data for a single point such as historical data.

4.2.9 Asynchronous vs. Synchronous Interfaces

Assuming that most clients want to access Cached data, there are several ways for a client to obtain that data from a server.

- It can perform a synchronous read from cache (simple and reasonably efficient). This may be appropriate for fairly simple clients that are reading relatively small amounts of data and where maximum efficiency is not a concern. A client that operates in this way is essentially duplicating the 'scanning' that the server is already doing.
- It can 'subscribe' to cached data using IAdviseSink or IOPCDataCallback which is more complex but very efficient. This is the recommended behavior for clients because it will minimize use of CPU and NETWORK resources.

4.2.10 The ACTIVE flags, Deadband and Update Rate

These attributes of groups and items can be used to reduce resource use by clients and servers. They are discussed in more detail later under GROUPS. In general, they affect how often the cached data and quality information is updated and how often calls are made to the client's IAdviseSink or IOPCDataCallback.

4.2.11 Errors and return codes

The OPC specification describes interfaces and corresponding behavior that an OPC server implements, and an OPC client application depends on. A list of OPC Specific errors and return codes is contained in the summary of OPC error codes section in this specification. For each method described below a list of all possible OPC error codes as well as the **most common** OLE error codes is included. It is likely that clients will encounter additional error codes such as RPC and Security related codes in practice and they should be prepared to deal with them.

In two cases (Read and Write) it is also allowed for a server to return Vendor Specific error codes. Such codes can be passed to GetErrorString method. This is discussed in more detail later.

In all cases 'E' error codes will indicate FAILED type errors and 'S' error codes will indicate at least partial success.

4.2.12 Startup Issues

After Items are added to a group, it may take some time for the server to actually obtain values for these items. In such cases the client might perform a read (from cache), or establish an AdviseSink or ConnectionPoint based subscription and/or execute a Refresh on such a subscription before the values are available. You will see in the later discussions of subscriptions that an initial callback is expected which contains all values in a Group. The expected behavior in this situation is summarized by saying that as items are added to a group, their initial state should be set to OPC_QUALITY_BAD with a NON_SPECIFIC (00) or optionally a OPC_QUALITY_LAST_KNOWN (14) substate. Any client operation on the group will then behave as it normally would for a group with a mixed set of GOOD and BAD qualities. Note that in the case of the sync read and also asyncio2 operations the server can return vendor specific error information which could indicate a vendor specific error such as "SERVER WAITING FOR INITIAL DATA".

4.2.13 VARIANT Data Types and Interoperability

In order to promote interoperability, the following rules and recommendations are presented.

General Recommendations:

- The VARIANT types VT_I2, I4, R4, R8, CY, DATE, BSTR, BOOL, UI1 as well as single arrays of these types (VT_ARRAY) are expected to be most commonly used (in part because these are the legal types in Visual Basic).
- It is recommended that whenever possible, clients request data in one of these formats and that whenever possible, servers be prepared to return data in one of these formats.
- It is expected that use of other extended types will most likely occur where the Server and Client were written by the same vendor and the server intends to pass some non-portable vendor specific data back to the client. In the interests of interoperability, such transactions should be minimized.
- It has been found in practice that some servers (for example those connecting to remote locations) are unable to determine the Native Datatype at the time an item is added or validated. It has become common practice for such servers to return VT_EMPTY as the native datatype. Such servers will retain the requested type (which may also be VT_EMPTY) and will return the data in the requested type (which may be 'Native') when the data becomes available and they are able to determine its actual type. It is recommended (but not required) that clients be prepared to deal with an initial return of VT_EMPTY from AddItems or ValidateItems.

General Rules:

- Servers are allowed to maintain and return any legal Canonical Data Type (any legal permutation of VT_ flags) in addition to the recommended types above.
- Clients are allowed to request any legal Variant Data Type in addition to the recommended types above.

- Servers should be prepared to deal in an elegant way with requested types even when they are unable to convert their data to this type. That is, they should not malfunction, return incorrect results or lose memory. As mentioned elsewhere they may return a variety of errors including any error returned by the Microsoft function: VariantChangeType.
- Clients should always be prepared to deal with servers which are unable to handle a requested datatype. That is, they should not malfunction or lose memory when an error is returned.
- Clients which request VT_EMPTY (which by convention indicates that the server should return it's canonical type) should likewise be prepared to deal with any returned type. That is, even if they find that they are not able to use or display the returned data, they should properly free the data (using VariantClear) and should probably indicate to the user that a datatype was returned which is not usable by this client.

Additional Rules regarding Data Conversion

OPC Servers **must** support at least the following conversions between Canonical and Requested datatypes. Reading and Writing should be symmetric. Note that the easiest way for most server implementers to provide this functionality is to use the VariantChangeTypeEx() function available in the COM libraries. In the table below, conversions marked OK can be expected to always work. Other conversions may or may not work depending on the specific value of the source.

As noted elsewhere in this specification the Client can specify a localeID to be used and the server should pass this to VariantChangeTypeEx() for all conversions. Note that it is possible for the end user to override some of the default Locale Settings in the Control Panel Regional Settings Dialog. For example in English it is possible to select date formats of either MM/DD/YY or YY/MM/DD as well other formats. Clearly a date of 03/02/01 is ambiguous in this case. It is the End User's responsibility to insure that the Regional Settings for a given localeID are compatible on different machines within his network.

FROM...	I1	UI1	I2	UI2	I4	UI4	R4	R8	CY	DATE	BSTR	BOOL
TO...												
I1	OK	OK(7)	(1)	(1)	(1)	(1)	(1)	(1)	(1)	(1)(3)	(4)	OK
UI1	OK(7)	OK	(1)	(1)	(1)	(1)	(1)	(1)	(1)	(1)(3)	(4)	OK
I2	OK	OK	OK	OK(7)	(1)	(1)	(1)	(1)	(1)	(1)(3)	(4)	OK
UI2	(1)	OK	OK(7)	OK	(1)	(1)	(1)	(1)	(1)	(1)(3)	(4)	OK
I4	OK	OK	OK	OK	OK	OK(7)	(1)	(1)	(1)	OK	(4)	OK
UI4	(1)	OK	(1)	OK	OK(7)	OK	(1)	(1)	(1)	OK	(4)	OK
R4	OK	OK	OK	OK	OK	OK	OK	(1)	OK	OK	(4)	OK
R8	OK	OK	OK	OK	OK	OK	OK	OK	OK	OK	(4)	OK
CY	OK	OK	OK	OK	OK	OK	(1)	(1)	OK	OK	(4)	OK
DATE	OK	OK	OK	OK	(1)	(1)	(1)	(1)	(1)	OK	(4)	OK
BSTR	OK	OK	OK	OK	OK	OK	OK	OK	OK	OK	OK	OK
BOOL	OK	OK	OK	OK	OK	OK	OK	OK	OK	OK	(4)	OK

Notes:

(1) Conversion on 'downcast' e.g. from I4 to I2 or R8 to R4 is allowed although Overflow is possible. If overflow occurs an error (DISP_E_OVERFLOW) is returned and in the case of Read the quality is set to BAD. In the case of Write the target value is not changed.

(2) Note that the internal storage type of VT_BOOL is 'short' which must have the values VARIANT_TRUE (0xFFFF – i.e. '-1' when stored in a 'short') and VARIANT_FALSE (0). When converting TO bool any non-zero value converts to VARIANT_TRUE. Converting FROM bool to any signed numeric type, VARIANT_TRUE converts to '-1' or '-1.0'. For unsigned types it converts to the maximum value. The **recommended** OPC standard for conversion of bool to BSTR is "0" or "-1" rather than "True" or "False". If a server chooses to convert to "True" or "False" is **must** account for

the Locale (e.g. by passing VARIANT_LOCALBOOL to VariantChangeTypeEx). It should also be noted that the C++ keyword 'true' is an abstract type which converts to '1' when assigned to any other value (e.g. to a short). Thus it is a coding error to assign 'true' to 'boolVal' which must always be set to VARIANT_TRUE or VARIANT_FALSE.

(3) Note that DATE is stored as a double where the integer part is the date and the fraction is the time. For the DATE, 0.0 is midnight Dec 30, 1899 (i.e. midnight Jan 1, 1900 is 2.0 and Dec 4, 2001 is 37229.0). For the TIME the fraction represents the time of day moving ahead from midnight (e.g. 0.2500 is 6:00 AM, 0.400 is 9:36:00 AM). This fraction is not affected by the sign of the date and always moves 'ahead' from midnight for both positive and negative values. For example -1.4 is Dec 29, 1899 9:36:00 AM. These conversions are supported by VariantChangeTypeEx(). Generally an OVERFLOW will occur if the TO type is UI1, I1, UI2 or I2. In addition the TIME (being a fraction) will be lost on any conversion of DATE to an Integer.

(4) BSTR conversions will give a DISP_E_TYPE error if the string does not make sense for conversion to the target type. For example "1234" converts to any numeric type (except it generates OVERFLOW for UI1), "12/04/2001" converts to DATE (depending on the Locale) but not to a numeric type and "ABCD" does not convert to any other type.

(5) Conversions from non Integers to Integers must round up according to the sign if the fractional part exceeds 0.5. For example 1.6 would round up to 2 and -1.6 would round 'up' to -2. In addition, the generally accepted convention is that round up will occur if the fraction equals or exceeds 0.5 **HOWEVER** client and server writers should be aware that VariantChange does not reliably adhere to the 'equals' part of this rule. Experience has shown that some floats and doubles with a fraction exactly equal to .5 will round up while others will round down. For purposes of compliance either round up or round down is acceptable when the fraction exactly equals .5.

(6) Keep in mind that Currency (CY) is stored as a scaled (fixed point x 10,000) 8 byte integer (I.e. a '_huge') With 4 digits of precision to the right of the decimal point. For example \$12.34 is stored as 123400.

(7) Conversion between signed and unsigned integers **should** generate an overflow if the requested type cannot hold the value (e.g. I1=-1 should overflow if converted to UI1 and UI1 of 255 should overflow if converted to I1). However some of these conversions behave improperly when performed by ChangeVariantTypeEx. Specifically, for conversions with the same number of bits the value is NOT checked for overflow. So an I1 of -1 turns into a UI1 of 255. Similarly a UI1 value of 254 turns into an I1 value of -2. The same applies for I2 and I4. This is an incorrect behavior by ChangeVariantTypeEx. Client programs and users should be aware that most servers will exhibit this behavior since most servers will use VariantChangeTypeEx. Correcting this is **recommended** but is NOT required for OPC Compliance. Conversions between types with different numbers of bits (e.g. I1, I2, I4) are properly checked for Overflow by VariantChangeTypeEx.

(8) Loss of Precision may occur when converting between various types (e.g. converting from R8 to R4 or from R4 to I4 or I2). However no error is reported as long as there is no OVERFLOW and Quality is returned as GOOD for Reads.

(9) Note that ChangeVariantTypeEx does not handle arrays. Servers which support arrays must implement conversion logic using additional code. For arrays the **required** behavior is that if any element of the array suffers a conversion error then the first error detected is returned (DISP_E_OVER or DISP_E_TYPE). For Read the Quality is set to BAD and an empty Variant is returned. For Write, if conversion of any element fails then none of the elements are written and the first error encountered is returned.

4.2.14 Localization and LocaleID

As mentioned elsewhere in this document, the extent to which a server supports localization is up to the vendor. However certain issues require some discussion. Localization is important not just for error strings and messages. It is also potentially important for values that are read or written as strings. The formatting of numbers, dates, currency, etc may all depend on the Locale. The generally expected behavior is that the Client will query the server for the Locales it supports and will chose one to use via SetLocaleID() or a similar function. Note that in the case of Data Access, the LocaleID of a Group can be set to be different from the 'default' LocaleID established for the server via IOPCCmn::SetLocaleID().

The Client should expect that the server will return strings which are translated and formatted according to the LocaleID in effect for the object (e.g. the Group) most closely associated with the data. This includes strings that are the result of converting a VARIANT to a requested datatype. Servers can easily use the function VariantChangeTypeEx() to accomplish this.

Similarly any Server OPC Object should expect that the Client will pass strings which are formatted according to the LocaleID the Client has told the server to use for that object. This includes BSTRs which arrive in VARIANTS which the server will need to convert to its native data type. Again, the server should be able to use VariantChangeTypeEx() to accomplish this.

So for example, if the client tells the server to return German formatted strings when reading from a particular object then the server can reasonably expect the client to pass German formatted strings when writing to that object.

4.3 Data Acquisition and Active State Behavior

The following tables summarize the expected behavior of OPC servers and OPC clients with respect to the Group and Item Active flags, Reads and Subscriptions, and CACHE and DEVICE data.

The first column (Function) is the short hand notation for the external functions that an OPC client application calls and the OPC server implements. The Source Column is the source from which the client wants the data to be obtained (either device or cache). The Enable Column indicates the callback enable state as set by AsyncIO2::SetEnable. The Group Column is the active state of the group.. The Item Column is the active state of the Item. The Behavior Column is the behavior for this configuration state.

Certain Quality values are identified in the table and reflect required behavior with respect to the active state of groups and items. In all other cases, the server may return quality values as appropriate to communicate the current state of the data to the client.

The information in this table is also applicable to the automation interface.

Additional Notes:

Refresh is a special case of subscription, where refresh forces an onDataChange call for all active items.

It is expected that most clients will use either Reads or Subscriptions for a particular group but not both. If both are used then there is some interaction between Reads and Subscriptions in that anything sent to the client as a result of a ‘read’ is also considered to be the ‘last value sent’.

A transition from Inactive to Active will result in a change in quality, and will cause a subscription callback for the item or items affected. A change (in the group or item) from Active to Inactive will cause a change in quality but will not cause a callback since by definition callbacks do not occur for inactive items. That is, if you later do an explicit read (sync or async) of an inactive group or item you will get a quality indicating that the item is inactive.

4.3.1 IOPCSyncIO

Interface ::Method	Source	Enable Callbacks	Group Active State	Item Active State	Server Behavior
IOPCSyncIO::Read	Cache	NA	Active	Active	The Values and Quality for the requested items are returned to the client as return values from the method. The Value and Quality are the values that the server has in cache.
IOPCSyncIO::Read	Cache	NA	Active	InActive	A Quality of OPC_QUALITY_OUT_OF_SERVICE for the requested items is returned to the client as return values from the method.
IOPCSyncIO::Read	Cache	NA	InActive	NA	A Quality of OPC_QUALITY_OUT_OF_SERVICE for the requested items is returned to the client as return values from the method.
IOPCSyncIO::Read	Device	NA	NA	NA	The Values and Quality for the requested items are returned to the client as return values from the method. The Value and Quality are the values that the server obtains from the device when this method is called. The cache of the server should be updated with the acquired value and quality.

4.3.2 IOPCASyncIO2

Interface ::Method	Source	Enable Callbacks	Group Active State	Item Active State	Server Behavior
IOPCASyncIO2::Read	NA	NA	NA	NA	The Values and Quality for the requested items are sent to the client through the IOPCDataCallback::OnReadComplete method. The Value and Quality are the values that the server obtains from the DEVICE when this method is called. The CACHE of the server should be updated with the acquired value and quality.

Interface ::Method	Source	Enable Callbacks	Group Active State	Item Active State	Server Behavior
IOPCASyncIO2::Refresh	Cache	NA	Active	Active	The Values and Quality for all the Active items in the group are sent to the client through the IAdviseSink::OnDataChange method. The Value and Quality are the values that the server has in cache.
IOPCASyncIO2::Refresh	Cache	NA	Active	InActive	The Values and Quality for all the InActive items in the group are not provided to the client. If there are no Active Items in the group then the server returns E_FAIL as the return value from the call.
IOPCASyncIO2::Refresh	Cache	NA	InActive	NA	The server returns E_FAIL as the return value from the call.
IOPCASyncIO2::Refresh	Device	NA	Active	Active	The Values and Quality for all items in the group are sent to the client through the IOPCDataCallback::OnDataChange method. The Value and Quality are the values that the server obtains from the device when this method is called. The cache of the server should be updated with the acquired values and qualities.
IOPCASyncIO2::Refresh	Device	NA	Active	InActive	The Values and Quality for all the InActive items in the group are not provided to the client. If there are no Active Items in the group then the server returns E_FAIL as the return value from the call.
IOPCASyncIO2::Refresh	Device	NA	InActive	NA	The server returns E_FAIL as the return value from the call.

4.3.3 SUBSCRIPTION via IOPCDataCallback

OnDataChange

Interface ::Method	Source	Enable Callbacks	Group Active State	Item Active State	Server Behavior
Subscription via IOPCDataCallback::OnDataChange	NA	TRUE	Active	Active	The Value and Quality are the values that the server obtains from the device at a periodic rate sufficient to accommodate the specified UpdateRate. If the Quality has changed from the Quality last sent to the client, then the new value and new quality will be sent to the client through the IOPCDataCallback::OnDataChange method, and the cache of the server should be updated with the acquired value and quality. If the Quality has NOT changed from the Quality last sent to the client, the server should compare the acquired value for a change that exceeds the Deadband criteria. If the change in value exceeds the deadband criteria, , then the new value and new quality will be sent to the client through the IOPCDataCallback::OnDataChange method, and the cache of the server should be updated with the acquired value and quality.
Subscription via IOPCDataCallback::OnDataChange		TRUE	Active	InActive	Server only acquires values from physical data sources for active items.
Subscription via IOPCDataCallback::OnDataChange		TRUE	InActive	NA	Server only acquires values from physical data sources for active items that are contained in active groups.
Subscription via IOPCDataCallback::OnDataChange	NA	FALSE	Active	Active	The Value and Quality are the values that the server obtains from the device at a periodic rate sufficient to accommodate the specified UpdateRate. If the Quality has changed from the Quality in the cache, then the cache of the server should be updated with the acquired value and quality. If the Quality has changed from the Quality in the cache, the server should compare the acquired value for a change that exceeds the Deadband criteria. If the change in value exceeds the deadband criteria, , then the cache of the server should be updated with the acquired value and quality.
Subscription via IOPCDataCallback::OnDataChange	NA	FALSE	Active	InActive	Server only acquires values from physical data sources for active items.
Subscription via IOPCDataCallback::OnDataChange	NA	FALSE	InActive	NA	Server only acquires values from physical data sources for active items that are contained in active groups.

4.3.4 IOPCASyncIO (old)

Interface ::Method	Source	Enable Callbacks	Group Active State	Item Active State	Server Behavior
IOPCASyncIO::Read	Cache	NA	Active	Active	The Values and Quality for the requested items are sent to the client through the IAdviseSink::OnDataChange method. The Value and Quality are the values that the server has in cache.
IOPCASyncIO::Read	Cache	NA	Active	InActive	A Quality of OPC_QUALITY_OUT_OF_SERVICE for the requested items is sent to the client through the IAdviseSink::OnDataChange method.
IOPCASyncIO::Read	Cache	NA	InActive	NA	A Quality of OPC_QUALITY_OUT_OF_SERVICE for the requested items is sent to the client through the IAdviseSink::OnDataChange method.
IOPCASyncIO::Read	Device	NA	NA	NA	The Values and Quality for the requested items are sent to the client through the IAdviseSink::OnDataChange method. The Value and Quality are the values that the server obtains from the device when this method is called. The cache of the server should be updated with the acquired value and quality.

Interface ::Method	Source	Enable Callbacks	Group Active State	Item Active State	Server Behavior
IOPCASyncIO::Refresh	Cache	NA	Active	Active	The Values and Quality for all the Active items in the group are sent to the client through the IAdviseSink::OnDataChange method. The Value and Quality are the values that the server has in cache.
IOPCASyncIO::Refresh	Cache	NA	Active	InActive	The Values and Quality for all the InActive items in the group are not provided to the client. If there are no Active Items in the group then the server returns E_FAIL as the return value from the call.
IOPCASyncIO::Refresh	Cache	NA	InActive	NA	The server returns E_FAIL as the return value from the call.
IOPCASyncIO::Refresh	Device	NA	Active	Active	The Values and Quality for all items in the group are sent to the client through the IAdviseSink::OnDataChange method. The Value and Quality are the values that the server obtains from the device when this method is called. The cache of the server should be updated with the acquired values and qualities..
IOPCASyncIO::Refresh	Device	NA	Active	InActive	The Values and Quality for all the InActive items in the group are not provided to the client. If there are no Active Items in the group then the server returns E_FAIL as the return value from the call.
IOPCASyncIO::Refresh	Device	NA	InActive	NA	The server returns E_FAIL as the return value from the call.

4.3.5 SUBSCRIPTION via IDataObject (old)

Interface ::Method	Source	Enable Callbacks	Group Active State	Item Active State	Server Behavior
Subscription via (IDataObject::DAdvise) & (IAdviseSink::OnDataChange)	NA	NA	Active	Active	The Value and Quality are the values that the server obtains from the device at a periodic rate sufficient to accommodate the specified UpdateRate. If the Quality has changed from the Quality last sent to the client, then the new value and new quality will be sent to the client through the IAdviseSink::OnDataChange method, and the cache of the server should be updated with the acquired value and quality. If the Quality has NOT changed from the Quality last sent to the client, the server should compare the acquired value for a change that exceeds the Deadband criteria. If the change in value exceeds the deadband criteria, then the new value and new quality will be sent to the client through the IAdviseSink::OnDataChange method, and the cache of the server should be updated with the acquired value and quality.
Subscription via (IDataObject::DAdvise) & (IAdviseSink::OnDataChange)	NA	NA	Active	InActive	Server only acquires values from physical data sources for active items.
Subscription via (IDataObject::DAdvise) & (IAdviseSink::OnDataChange)	NA	NA	InActive	NA	Server only acquires values from physical data sources for active items that are contained in active groups.

4.4 OPCServer Object

4.4.1 Overview

The OPCServer object is the primary object that an OPC server exposes. The interfaces that this object provides include:

- IUnknown
- IOPCServer
- IOPCServerPublicGroups (optional)
- IOPCBrowseServerAddressSpace (optional)
- IPersistFile (optional)
- IOPCItemProperties
- IConnectionPointContainer

The functionality provided by each of the above interfaces is defined in this section.

NOTE: Version 1.0 of this specification listed IEnumUnkown as an interface on the OPC Server. This was an error and has been removed. The semantics of QueryInterface do not allow such an implementation. The proper way to obtain a group enumerator is through IOPCServer::CreateGroupEnumerator.

4.4.2 IUnknown

The server must provide a standard IUnknown Interface. Since this is a well defined interface it is not discussed in detail. See the OLE Programmer's reference for additional information. This interface must be provided, and all functions implemented as required by Microsoft..

4.4.3 IOPCCCommon

Other OPC Servers such as alarms and events share this interface design. It provides the ability to set and query a LocaleID which would be in effect for the particular client/server session. That is, as with a Group definition, the actions of one client do not affect any other clients.

A quick reference for this interface is provided below. A more detailed discussion can be found in the OPC Overview Document.

```
HRESULT SetLocaleID (  
    [in] LCID dwLcid  
);
```

```
HRESULT GetLocaleID (  
    [out] LCID *pdwLcid  
);
```

```
HRESULT QueryAvailableLocaleIDs (  
    [out] DWORD *pdwCount,  
    [out, sizeis(, *pdwCount)] LCID **ppdwLcid  
);
```

```
HRESULT GetErrorString(  
    [in] HRESULT dwError,  
    [out, string] LPWSTR *ppString  
);
```

```
HRESULT SetClientName (  
    [in, string] LPCWSTR szName  
);
```

4.4.4 IOPCServer

This is the main interface to an OPC server. The OPC server is registered with the operating system as specified in the Installation and Registration Chapter of this specification.

This interface must be provided, and all functions implemented as specified.

4.4.4.1 IOPCServer::AddGroup

```
HRESULT AddGroup(
    [in, string] LPCWSTR szName,
    [in] BOOL bActive,
    [in] DWORD dwRequestedUpdateRate,
    [in] OPCHANDLE hClientGroup,
    [unique, in] LONG *pTimeBias,
    [in] FLOAT *pPercentDeadband,
    [in] DWORD dwLCID,
    [out] OPCHANDLE *phServerGroup,
    [out] DWORD *pRevisedUpdateRate,
    [in] REFIID riid,
    [out, iid_is(riid)] LPUNKNOWN *ppUnk
);
```

Description

Add a Group to a Server.

Parameters	Description
szName	Name of the group. The name must be unique among the other groups created by this client. If no name is provided (szName is pointer to a NUL string) the server will generate a unique name. The server generated name will also be unique relative to any existing public groups.
bActive	FALSE if the Group is to be created as inactive. TRUE if the Group is to be created as active.
dwRequestedUpdateRate	Client Specifies the fastest rate at which data changes may be sent to onDataChange for items in this group. This also indicates the desired accuracy of Cached Data. This is intended only to control the behavior of the interface. How the server deals with the update rate and how often it actually polls the hardware internally is an implementation detail. Passing 0 indicates the server should use the fastest practical rate. The rate is specified in milliseconds.
hClientGroup	Client provided handle for this group. [refer to description of data types, parameters, and structures for more information about this parameter]
pTimeBias	Pointer to Long containing the initial TimeBias (in minutes) for the Group. Pass a NULL Pointer if you wish the group to use the default system TimeBias. See discussion of

	TimeBias in General Properties Section See Comments below.
pPercentDeadband	The percent change in an item value that will cause a subscription callback for that value to a client. This parameter only applies to items in the group that have dwEUType of Analog. [See discussion of Percent Deadband in General Properties Section]. A NULL pointer is equivalent to 0.0.
dwLCID	The language to be used by the server when returning values (including EU enumeration's) as text for operations on this group. This could also include such things as alarm or status conditions or digital contact states.
phServerGroup	Place to store the unique server generated handle to the newly created group. The client will use the server provided handle for many of the subsequent functions that the client requests the server to perform on the group.
pRevisedUpdateRate	The server returns the value it will actually use for the UpdateRate which may differ from the RequestedUpdateRate. Note that this may also be slower than the rate at which the server is internally obtaining the data and updating the cache. In general the server should 'round up' the requested rate to the next available supported rate. The rate is specified in milliseconds. Server returns HRESULT of OPC_S_UNSUPPORTEDRATE when it returns a value in revisedUpdateRate that is different than RequestedUpdateRate.
riid	The type of interface desired (e.g. IID_IOPCItemMgt)
ppUnk	Where to store the returned interface pointer. NULL is returned for any FAILED HRESULT.

Return Codes

Return Code	Description
S_OK	The operation succeeded.
E_FAIL	The operation failed.
E_OUTOFMEMORY	Not enough memory
E_INVALIDARG	An argument to the function was invalid.
OPC_E_DUPLICATENAME	Duplicate name not allowed.
OPC_S_UNSUPPORTEDRATE	Server does not support specified rate, server returns the rate that it can support in the revised update rate.
E_NOINTERFACE	The interface(riid) asked for is not supported by the server.

Behavior

A Group is a logical container for a client to organize and manipulate data items.

The server will create a group object, and return a pointer to the interface requested by the client. If the client requests an optional interface that the server does not support, the server is expected to return an error indicating the interface is not supported.

The requested update rate / revised update rate behavior should be deterministic between client / server sessions. The client expects that for the same server configuration or workspace; adding a group with a requested update rate will always result in the same RevisedRate independent of the number of clients or items that have been added.

Comments

The expected object lifetime behavior is as follows. Even if all the interfaces are released, the group will not be deleted until RemoveGroup is called. One way for the server to implement this is to assign the group an initial reference count of 2; one for the 'Add' and one for the Interface that was created. However, clients should not make assumptions about the Group's reference count.

The client should not call RemoveGroup without releasing all interfaces for the group. The client should also not release the server without removing all private groups.

Since the server is the 'container' for the groups it is permissible for the server to forcibly remove any remaining groups at the time all of the server interfaces are released. (This should not be necessary for a well behaved client).

See also the CreateGroupEnumerator function.

The level of localization supported (dwLCID) is entirely server specific. Servers which do not support dynamic localization can ignore this parameter.

See the MoveToPublic function for additional requirements related to public groups.

4.4.4.2 IOPCServer::GetErrorString

```
HRESULT GetErrorString(
    [in] HRESULT dwError,
    [in] LCID dwLocale,
    [out, string] LPWSTR *ppString
);
```

Description

Returns the error string for a server specific error code.

Parameters	Description
dwError	A server specific error code that the client application had returned from an interface function from the server, and for which the client application is requesting the server's textual representation.
dwLocale	The locale for the returned string .
ppString	Pointer to pointer where server supplied result will be saved

Return Codes

Return Code	Description
E_FAIL	The operation failed.
E_OUTOFMEMORY	Not enough memory
E_INVALIDARG	An argument to the function was invalid. (For example, the error code specified is not valid.)
S_OK	The operation succeeded.

Comments

This is essentially the same function as is found in the newer IOPCCommon.

Note that if this method is called on a remote server, an RPC error may result. For this reason it is probably good practice for the client to attempt to call a local Win32 function if this function fails.

The expected behavior is that this will include handling of Win32 errors as well (such as RPC errors).

The Client must free the returned string.

It is recommended that the server put any OPC specific strings into an external resource to simplify translation.

To get the default value for the system, the dwLocale should be LOCALE_SYSTEM_DEFAULT.

4.4.4.3 IOPCServer::GetGroupName

```
HRESULT GetGroupName(
    [in, string] LPCWSTR szName,
    [in] REFIID riid,
    [out, iid_is(riid)] LPUNKNOWN * ppUnk
);
```

Description

Given the name of a private group (created earlier by the same client), return an additional interface pointer. Use GetPublicGroupName to attach to public groups.

Parameters	Description
szName	The name of the group. That is the group must have been created by the caller.
riid	The type of interface desired for the group (e.g. IOPCItemMgt)
ppUnk	Pointer to where the group interface pointer should be returned. NULL is returned for any HRESULT other than S_OK.

Return Codes

Return Code	Description
E_FAIL	The operation failed.
E_OUTOFMEMORY	Not enough memory
E_INVALIDARG	An argument to the function was invalid.
S_OK	The operation succeeded.
E_NOINTERFACE	The interface(riid) asked for is not supported by the server.

Comments

This function can be used to reconnect to a private group for which all interface pointers have been released.

The client must release the returned interface when it is done with it.

If needed, the client can obtain the hServerGroup Handle via IOPCGroupStateMgt::GetState.

4.4.4.4 IOPCServer::GetStatus

```
HRESULT GetStatus(
    [out] OPCSERVERSTATUS ** ppServerStatus
);
```

Description

Returns current status information for the server.

Parameters	Description
ppServerStatus	Pointer to where the OPCSERVERSTATUS structure pointer should be returned. The structure is allocated by the server.

Return Codes

Return Code	Description
E_FAIL	The operation failed.
E_OUTOFMEMORY	Not enough memory
E_INVALIDARG	An argument to the function was invalid.
S_OK	The operation succeeded.

Comments

The OPCSERVERSTATUS is described later in this specification.

Client must free the structure as well as the VendorInfo string within the structure.

Periodic calls to GetStatus would be a good way for the client to determine that the server is still connected and available.

4.4.4.5 IOPCServer::RemoveGroup

```
HRESULT RemoveGroup(
    [in] OPCHANDLE hServerGroup,
    [in] BOOL bForce
);
```

Description

Deletes the Group

Parameters	Description
hServerGroup	Handle for the group to be removed
bForce	Forces deletion of the group even if references are outstanding

Return Codes

Return Code	Description
E_FAIL	The operation failed.
E_OUTOFMEMORY	Not enough memory
E_INVALIDARG	An argument to the function was invalid.
S_OK	The operation succeeded.
OPC_S_INUSE	Was not be removed because references exist. Group will be marked as deleted, and will be removed automatically by the server when all references to this object are released.

Comments

A group is not deleted when all the client interfaces are released, since the server itself maintains a reference to the group. The client may still call `GetGroupByName` after all the interfaces have been released. `RemoveGroup()` causes the server to release it's 'last' reference to the group, which results in the group being truly deleted.

In general, a well behaved client will call this function only after releasing all interfaces.

If interfaces still exist, `Remove group` will mark the group as 'deleted'. Any further calls to this group via these interfaces will return `E_FAIL`. When all the interfaces are released, the group will actually be deleted. If `bForce` is `TRUE` then the group is deleted unconditionally even if references (interfaces) still exist. Subsequent use of such interfaces will result in an access violation.

This function should not be called for Public Groups.

4.4.4.6 IOPCServer::CreateGroupEnumerator

```
HRESULT CreateGroupEnumerator(
    [in] OPCENUMSCOPE dwScope,
    [in] REFIID riid,
    [out, iid_is(riid)] LPUNKNOWN* ppUnk
);
```

Description

Create various enumerators for the groups provided by the Server.

Parameters	Description
dwScope	Indicates the class of groups to be enumerated OPC_ENUM_PRIVATE_CONNECTIONS or OPC_ENUM_PRIVATE enumerates all of the private groups created by the client OPC_ENUM_PUBLIC_CONNECTIONS or OPC_ENUM_PUBLIC enumerates all of the public groups available in the server OPC_ENUM_ALL_CONNECTIONS or OPC_ENUM_ALL enumerates all private groups and all public groups
riid	The interface requested. This must be IID_IEnumUnknown or IID_IEnumString.
ppUnk	Where to return the interface. NULL is returned for any HRESULT other than S_OK or S_FALSE.

NOTE: Version 1.0 of this specification described slightly different behavior for enumerating connected vs non-connected groups. However this behavior has been found to be difficult or impossible to implement in practice. The description here represents a simplification of this behavior. It is recommended that use of OPC_ENUM_PRIVATE_CONNECTIONS, OPC_ENUM_PUBLIC_CONNECTIONS, OPC_ENUM_ALL_CONNECTIONS be avoided by clients.

HRESULT Return Codes

Return Code	Description
E_FAIL	The operation failed.
E_OUTOFMEMORY	Not enough memory
E_INVALIDARG	An argument to the function was invalid.
S_OK	The operation succeeded.
S_FALSE	There is nothing to enumerate (there are no groups which satisfy the request). However an empty Enumerator is still returned and must be released. Note: In previous versions of the spec there has been some ambiguity about the behavior in the case of S_FALSE. For this reason, it is recommended that when S_FALSE is returned by the server, clients test the returned interface pointer for NULL prior to calling Release on it.
E_NOINTERFACE	The interface(riid) asked for is not supported by the server.

Comments

Connected means an interface pointer exists.

Servers which do not support public groups will simply behave as if they had no public groups. That is they will NOT return E_INVALIDARG if the scope includes public groups.

IEnumUnknown creates an additional interface pointer to each group in the enumeration (even if the client already has a connection to the group). If the server has a large number of public groups available then this may involve considerable overhead as well as requiring additional cleanup by the client. In general, enumerating groups by name will be much faster.

In the case of IEnumUnknown (per the COM specification) the client must also release all of the returned IUnknown pointers when he is done with them.

4.4.5 IConnectionPointContainer (on OPCServer)

This interface provides access to the connection point for IOPCShutdown.

The general principles of ConnectionPoints are not discussed here as they are covered very clearly in the Microsoft Documentation. The reader is assumed to be familiar with this technology. OPC 2.0 Compliant Servers are REQUIRED to support this interface.

Likewise the details of the IEnumConnectionPoints, IConnectionPoint and IEnumConnections interfaces are well defined by Microsoft and are not discussed here.

Note: OPC Compliant servers are not required to support more than one connection between each Server and the Client. Given that servers are client specific entities it is expected that a single connection will be sufficient for virtually all applications. For this reason (as per the COM Specification) the EnumConnections method for IConnectionPoint interface for the IOPCShutdown is allowed to return E_NOTIMPL.

4.4.5.1 IConnectionPointContainer::EnumConnectionPoints

```
HRESULT EnumConnectionPoints(
    IEnumConnectionPoints **ppEnum
);
```

Description

Create an enumerator for the Connection Points supported between the OPC Group and the Client.

Parameters	Description
ppEnum	Where to save the pointer to the connection point enumerator. See the Microsoft documentation for a discussion of IEnumConnectionPoints.

HRESULT Return Codes

Return Code	Description
S_OK	The function was successful.
For other codes see the OLE programmers reference	

Comments

OPCServers must return an enumerator that includes IOPCShutdown. Additional vendor specific callbacks are also allowed.

4.4.5.2 IConnectionPointContainer:: FindConnectionPoint

```
HRESULT FindConnectionPoint(
    REFIID riid,
    IConnectionPoint **ppCP
);
```

Description

Find a particular connection point between the OPC Server and the Client.

Parameters	Description
ppCP	Where to store the Connection Point. See the Microsoft documentation for a discussion of IConnectionPoint.
riid	The IID of the Connection Point. (e.g. IID_IOPCShutdown)

HRESULT Return Codes

Return Code	Description
S_OK	The function was successful.
For other codes see the OLE programmers reference	

Comments

OPCServers must support IID_IOPCShutdown. Additional vendor specific callbacks are also allowed.

4.4.6 IOPCItemProperties

Overview

This interface can be used by clients to browse the available properties (also referred to as attributes or parameters) associated with an ITEMID and to read the current values of these properties. In some respects the functionality is similar to that provided by BrowseServerAddressSpace, by EnumItemAttributes and by the SyncIO Read function. It differs from these interfaces in two important respects; (a) it is intended to be much easier to use and (b) it is not optimized for efficient access to large amounts of data. Rather it is intended to allow an application to easily browse and read small amounts of additional information specific to a particular ITEMID.

The design of this interface is based upon the assumption that many ITEMIDs are associated with other ITEMIDs which represent related values such as Engineering Units range or Description or perhaps Alarm Status. For example the system might be built internally of 'records' which represent complex objects (like PID Controllers, Timers, Counters, Analog Inputs, etc). These record items would have properties (like current value, setpoint, hi alarm limit, low alarm limit, description, etc).

As a result, this interface allows a flexible and convenient way to browse, locate and read this related information without imposing any particular design structure on the underlying system.

It also allows such information to be read without the need to create and manage OPCGroups.

In most cases, a system like the one above (i.e. one composed internally of 'records') would also expose a hierarchical address space to OPC in the form of A100 as a 'branch' and A100.CV, A100.SP, A100.OUT, A100.DESC as 'leaves'. In other words, the properties of an item which happens to be a record will generally map into lower level ITEMIDS. Another way to look at this is that things that have properties like A100 are going to be things that show up as 'Branch' Nodes in the OPC Browser and things that are properties are going to show up as 'Leaf' nodes in the OPC Browser.

Note that the A100 item could in fact be embedded in a higher level "Plant.Building.Line" hierarchy however for the moment we will ignore this as it is not relevant to this discussion.

So, the general intent of this interface is to provide a way, given an ITEMID of any one of a number of related items and its properties (like A100.CV or A100.DESC or even A100), to identify the other related properties.

Before we begin however it should be noted that the first 6 properties (the OPC Specific Property Set 1) are 'special cases' in that they represent data that would exist within the OPC Server if this item were added to an OPC Group and do not represent properties of the 'real' tag record in the underlying system. As a result, these particular property IDs will generally behave differently in the methods on this interface as described below.

An overview of the **QueryAvailableProperties** function:

The expected use of this is that you would pass it an ITEMID such as A100 which represents a 'record' object although you can also pass it a fully qualified ITEMID such as A100.CV or A100.SP. In any case you will get back a list of all of the other properties related to this item; typically, these are the other properties of the record object. Except for properties 1-6 it is not relevant whether the starting ITEMID reflects the record object or one of its property objects. Either way you will get back the same result - i.e. the list of properties in the containing 'record' object.

As noted above properties 1-6 have special behavior. They will refer to the OPC Item Data within the server for this particular item. If the passed ITEMID would not have made sense when passed to AddItem then the special 1-6 properties will not be available. For example if adding A100 (rather than A100.CV) would produce an error from AddItem then properties 1-6 are not available for A100.

Note that a server could chose to assign a 'default' value to an unqualified tag such that for example A100 becomes equivalent to A100.CV. Such a server might chose to return properties 1-6 when passed an unqualified ITEMID such as A100..

An overview of the **GetItemProperties** function:

The expected use is that you would pass the same ITEMID to this function as you passed to QueryAvailableProperties since, logically, the Property ID list returned by QueryAvailableProperties is valid only for exactly that ITEMID. Again note that except for properties 1-6 it does not matter whether the ITEMID is A100, A100.CV or A100.DESC, the properties will still return the appropriate properties of the container record.

Properties 1-6 have special behavior in that their behavior does vary based on the ITEMID. For example, property 2 (Current Value) would return the value of A100.CV if that were the passed ITEMID or the value or A100.SP if that were the passed ITEMID or might be invalid if the passed ITEMID were simply A100.

An overview of the **LookupItemIDs** function:

The expected use is that you would pass the same ITEMID to this function as you passed to QueryAvailableProperties since, logically, the Property ID list returned by QueryAvailableProperties is valid only for exactly that ITEMID. Again note that except in the case of properties 1-6 it does not matter whether the ITEMID is A100, A100.CV or A100.DESC, the returned ITEMIDs will still reflect the ITEMIDs of the appropriate properties of the container record.

Because properties 1-6 reflect data stored within the server and are not really related to properties of the item, there will never be any ITEMIDs returned for these properties and they should never be passed to this function. Doing so will generate an OPC_E_INVALID_PID error for the passed property.

Typical Use

Typical Client use of this interface would be to obtain an ITEMID either by obtaining a 'LEAF' via BrowseServerAddress or via direct input to an edit box by the user. That ITEMID would be passed to QueryAvailableProperties(). The resulting list would be presented to the user. He would select the properties he wanted to see from the list. The client would pass this set to GetItemProperties () to get a 'snapshot' of the data. Optionally the client could pass the set to LookupItemIDs and use the resulting set of ITEMIDs to create an OPCGroup to be used to repeatedly obtain the data.

Examples

This is just an example. It is not intended to impose any particular structure on any server implementation.

A typical OPC ITEMID might be FIC101.CV. This could represent the current value of a tag or function block called FIC101. This function block commonly has other properties associated with it such as Engineering Units, a loop description, etc. This function block could also have alarm limits and status, a setpoint, tuning parameters as well as documentation cross references, maintenance information, help screens, default operator displays and a limitless set of other properties. All of these properties are associated with each other by virtue of their common association with FIC101. This interface provides a convenient shortcut to accessing those related properties.

An MMI package for example might use this interface to allow the user to indicate that the Hi and Lo Engineering Units values should be used to scale a bargraph representation of the value.

Note that because these associations can be 'many to many' and can also be circular, a client application would not want to automatically investigate them all.

It is NOT intended that property browsing be hierarchical.

Another similar example could be a function block such as a TIMER or COUNTER in a high end PLC where various Properties are associated with each object.

How 'Properties' relate to ItemIDs.

In most cases it is expected (but not required) that such properties can also be accessed via ItemIDs such as FIC101.HI_EU, FIC101.DESC, FIC101.ALMSTAT, etc. These related ITEMIDs could be used in an OPCGroup. This interface provides a way to easily determine if such an alternate method of access can be used for the properties if large amounts of information need to be obtained more efficiently.

Property IDs

The server will need to assign DWORD ID codes to the properties. This allows the client to more easily manage the list of properties it wants to access. These properties are divided (somewhat arbitrarily) into 3 'sets'. The OPC 'Fixed' set contains properties that are identical to some of those returned by OPCITEMATTRIBUTES, the 'recommended' set is expected to be common to many servers, the 'vendor specific' set contains additional properties as appropriate. The assigned IDs for the first two sets are fixed. The vendor specific properties should use ID codes above 5000.

The OPC Property Sets

This is a set of property IDs that are common to many servers. Servers which provide the corresponding properties must do so using the ID codes from this list. Symbolic equates for these properties are provided in the OPCProps.H file. (See Appendix to this document).

ID Set 1 - OPC Specific Properties - This includes information directly related to the OPC Server for the system.

ID	DATATYPE of returned VARIANT	STANDARD DESCRIPTION
1	VT_I2	"Item Canonical DataType" (VARTYPE stored in an I2)
2	<varies>	"Item Value" (VARIANT) Note the type of value returned is as indicated by the "Item Canonical DataType" above and depends on the item. This will behave like a read from DEVICE.
3	VT_I2	"Item Quality" (OPCQUALITY stored in an I2). This will behave like a read from DEVICE.
4	VT_DATE	"Item Timestamp" (will be converted from FILETIME). This will behave like a read from DEVICE.
5	VT_I4	"Item Access Rights" (OPCACCESSRIGHTS stored in an I4)
6	VT_R4	"Server Scan Rate" In Milliseconds. This represents the fastest rate at which the server could obtain data from the underlying data source. The nature of this source is not defined but is typically a DCS system, a SCADA system, a PLC via a COMM port or network, a Device Network, etc. This value generally represents the 'best case' fastest RequestedUpdateRate which could be used if this item were added to an OPCGroup. The accuracy of this value (the ability of the server to attain 'best case' performance) can be greatly affected by system load and other factors.
7-99		Reserved for future OPC use

ID Set 2 - Recommended Properties - This is additional information which is commonly associated with ITEMS. This includes additional ranges of values that are reserved for use by other future OPC specifications. For information about the newest field ID assignments, consult the other OPC Foundation specifications.

The position of the OPC Foundation is that if you have properties associated with an item which seem to fit the descriptions below then it is recommended that you use these specific descriptions and ID codes to expose those properties via this interface.

A server can provide any subset of these values (or none of them).

ID	DATATYPE of returned VARIANT	STANDARD DESCRIPTION
		Properties related to the Item Value.
100	VT_BSTR	"EU Units"

		e.g. "DEGC" or "GALLONS"
101	VT_BSTR	"Item Description" e.g. "Evaporator 6 Coolant Temp"
102	VT_R8	"High EU" Present only for 'analog' data. This represents the highest value likely to be obtained in normal operation and is intended for such use as automatically scaling a bargraph display. e.g. 1400.0
103	VT_R8	"Low EU" Present only for 'analog' data. This represents the lowest value likely to be obtained in normal operation and is intended for such use as automatically scaling a bargraph display. e.g. -200.0
104	VT_R8	"High Instrument Range" Present only for 'analog' data. This represents the highest value that can be returned by the instrument. e.g. 9999.9
105	VT_R8	"Low Instrument Range" Present only for 'analog' data. This represents the lowest value that can be returned by the instrument. e.g. -9999.9
106	VT_BSTR	"Contact Close Label" Present only for 'discrete' data. This represents a string to be associated with this contact when it is in the closed (non-zero) state e.g. "RUN", "CLOSE", "ENABLE", "SAFE", etc.
107	VT_BSTR	"Contact Open Label" Present only for 'discrete' data. This represents a string to be associated with this contact when it is in the open (zero) state e.g. "STOP", "OPEN", "DISABLE", "UNSAFE", etc.
108	VT_I4	"Item Timezone" The difference in minutes between the items UTC Timestamp and the local time in which the item value was obtained. See the OPCGroup TimeBias property. Also see the WIN32 TIME_ZONE_INFORMATION structure.
109-199		Reserved for future OPC use. Additional IDs may be added without revising the interface ID.
		Properties related operator displays
200	VT_BSTR	"Default Display" The name of an operator display associated with this ItemID
201	VT_I4	"Current Foreground Color"

		The COLORREF in which the item should be displayed
202	VT_I4	"Current Background Color" The COLORREF in which the item should be displayed
203	VT_BOOL	"Current Blink" Should a display of this item blink?
204	VT_BSTR	"BMP File" e.g. C:\MEDIA\FIC101.BMP
205	VT_BSTR	"Sound File" e.g. C:\MEDIA\FIC101.WAV, or .MID
206	VT_BSTR	"HTML File" e.g. http:\mypage.com\FIC101.HML
207	VT_BSTR	"AVI File" e.g. C:\MEDIA\FIC101.AVI
207-299		Reserved for future OPC use. Additional IDs may be added without revising the interface ID.
		Properties Related to Alarm and Condition Values (preliminary)... IDs 300 to 399 are reserved for use by OPC Alarms and Events. See the OPC Alarm and Events specification for additional information.
300	VT_BSTR	"Condition Status" The current alarm or condition status associated with the Item e.g. "NORMAL", "ACTIVE", "HI ALARM", etc
301	VT_BSTR	"Alarm Quick Help" A short text string providing a brief set of instructions for the operator to follow when this alarm occurs.
302	VT_BSTR VT_ARRAY	"Alarm Area List" An array of stings indicating the plant or alarm areas which include this ItemID.
303	VT_BSTR	"Primary Alarm Area" A string indicating the primary plant or alarm area including this ItemID
304	VT_BSTR	"Condition Logic" An arbitrary string describing the test being performed. e.g. "High Limit Exceeded" or "TAG.PV >= TAG.HILIM"
305	VT_BSTR	"Limit Exceeded" For multistate alarms, the condition exceeded

		e.g. HIHI, HI, LO, LOLO
306	VT_R8	"Deadband"
307	VT_R8	"HiHi Limit"
308	VT_R8	"Hi Limit"
309	VT_R8	"Lo Limit"
310	VT_R8	"LoLo Limit"
311	VT_R8	"Rate of Change Limit"
312	VT_R8	"Deviation Limit"
313-399		Reserved for future OPC Alarms and Events use. Additional IDs may be added without revising the interface ID.
400-4999		Reserved for future OPC use. Additional IDs may be added without revising the interface ID.

NOTE the OPC Foundation reserves the right to expand this list from time to time. Clients should be prepared to deal with this.

ID Set 3 - Vendor specific Properties

5000...	VT_XXX	Vendor Specific Properties. ID codes for these properties must have values of 5000 or greater. They do not need to be sequential. The datatypes must be compatible with the VARIANT.

The client should take care dealing with these vendor specific IDs - i.e. not make assumptions about them. Different vendors may not provide the same information for IDs of 5000 and above.

Note again that this interface is NOT intended to allow efficient access to large amounts of data.

The LocaleID of the server (as set by IOPCCCommon::SetLocaleID) will be used by the server to localize any data items returned as strings. The item descriptions are not localized.

4.4.6.1 IOPCItemProperties::QueryAvailableProperties

```

HRESULT      QueryAvailableProperties(
[in] LPWSTR szItemID,
[out] DWORD * pdwCount,
[out, size_is(*pdwCount)] DWORD **ppPropertyIDs,
[out, size_is(*pdwCount)] LPWSTR *ppDescriptions,
[out, size_is(*pdwCount)] VARTYPE **ppvDataTypes
);
    
```

Description

Return a list of ID codes and descriptions for the available properties for this ITEMID. This list may differ for different ItemIDs. This list is expected to be relatively stable for a particular ItemID. That is, it could be affected from time to time by changes to the underlying system's configuration.

Parameters	Description
szItemID	The ItemID for which the caller wants to know the available properties
pdwCount	The number of properties returned
ppPropertyIDs	DWORD IDs for the returned properties. These IDs can be passed to GetItemProperties or LookupItemIDs
ppDescriptions	A brief vendor supplied text description of each property. NOTE LocaleID does not apply to Descriptions. They are from the tables above.
ppvDataTypes	The datatype which will be returned for this property by GetItemProperties.

HRESULT Return Codes

Return Code	Description
S_OK	The function was successful.
OPC_E_UNKNOWNT ITEMID	The ItemID is not in the server address space
OPC_E_INVALIDITE MID	The ItemID is not syntactically valid
E_OUTOFMEMORY	Not enough Memory.
E_INVALIDARG	An invalid argument was passed
E_FAIL	The function failed.

Comments

The ItemID is passed to this function because servers are allowed to return different sets of properties for different ItemIDs.

4.4.6.2 IOPCItemProperties::GetItemProperties

```

HRESULT      GetItemProperties(
[in] LPWSTR szItemID,
[in] DWORD dwCount,
[in, size_is(dwCount)] DWORD * pdwPropertyIDs,
[out, size_is(dwCount)] VARIANT ** ppvData,
[out, size_is(dwCount)] HRESULT **ppErrors
);
    
```

Description

Return a list of the current data values for the passed ID codes.

Parameters	Description
szItemID	The ItemID for which the caller wants to read the list of properties.
dwCount	The number of properties passed
ppPropertyIDs	DWORD IDs for the requested properties. These IDs were returned by QueryAvailableProperties or obtained from the fixed list described earlier.
ppvData	An array of count VARIANTS returned by the server which contain the current values of the requested properties.
ppErrors	Error array indicating whether each property was returned.

HRESULT Return Codes

Return Code	Description
S_OK	The function was successful.
S_FALSE	The operation completed with one or more errors. Refer to individual error returns for failure analysis.
OPC_E_UNKNOWNITEMID	The ItemID is not in the server address space
OPC_E_INVALIDITEMID	The ItemID is not syntactically valid
E_OUTOFMEMORY	Not enough Memory.
E_INVALIDARG	An invalid argument was passed
E_FAIL	The function failed.

'Errors' Return Codes

Return Code	Description
S_OK	The corresponding PropertyID was read.
OPC_E_INVALID_P ID	The passed Property ID is not defined for this item.
E_XXX	The passed Property ID could not be read. The server can return a server specific error code to provide a detailed explanation as to why this property could not be read. This error code can be passed to GetErrorMessage. In general this will be the same set of errors as is returned by the OPC Read function.

Comments

The caller must Free the returned Variants and Errors array. The client must first do a VariantClear() on each of the returned Variants.

Clients should not use this interface to obtain large amounts of data. Clearly each server vendor will provide the best performance possible however as a practical matter it is expected that the design of this interface will make it difficult for the server to optimize performance. See LookupItemIDs.

4.4.6.3 IOPCItemProperties::LookupItemIDs

```

HRESULT          LookupItemIDs(
[in] LPWSTR szItemID,
[in] DWORD dwCount,
[in, size_is(dwCount)] DWORD *pdwPropertyIDs,
[out, string, size_is(dwCount)] LPWSTR ** ppszNewItemIDs,
[out, size_is(dwCount)] HRESULT **ppErrors
);
    
```

Description

Return a list of ITEMIDs (if available) for each of the passed ID codes. These indicate the ITEMID which could be added to an OPCGroup and used for more efficient access to the data corresponding to the Item Properties.

Parameters	Description
szItemID	The ItemID for which the caller wants to lookup the list of properties
dwCount	The number of properties passed
pdwPropertyIDs	DWORDIDs for the requested properties. These IDs were returned by QueryAvailableProperties
ppszNewItemIDs	The returned list of ItemIDs.
ppErrors	Error array indicating whether each New ItemID was returned.

HRESULT Return Codes

Return Code	Description
S_OK	The function was successful.
S_FALSE	The operation completed with one or more errors. Refer to individual error returns for failure analysis.
OPC_E_UNKNOWNITEMID	The ItemID is not in the server address space
OPC_E_INVALIDITEMID	The ItemID is not syntactically valid
E_OUTOFMEMORY	Not enough Memory.
E_INVALIDARG	An invalid argument was passed
E_FAIL	The function was not successful

'Errors' Return Codes

Return Code	Description
S_OK	The corresponding Property ID was translated into an ItemID.
OPC_E_INVALID_P ID	The passed Property ID is not defined for this item.
E_FAIL	The passed Property ID could not be translated into an ItemID.

Comments

It is expected and recommended that servers will allow most or all item properties to be translated into specific ItemIDs.

The caller must Free the returned NewItemIDs and Errors array.

4.4.7 IOPCServerPublicGroups (optional)

This optional interface allows management of public groups.

Public Groups

An application may be designed so that the same groups of data items are used by many clients. In those cases the optional Public Group capability of the server provides a convenient mechanism for both clients and servers to share these groups.

Public groups may be created by the server or they may be created by a client. When created by the client, they are first created as private groups and then converted to public groups by MoveToPublic.

A client can enumerate the available public groups by name using IOPCServer::CreateGroupEnumerator. He can 'connect' to a public group by calling GetPublicGroupByName. He can examine the contents of the group via IEnumOPCItemAttributes. He can assign client handles and datatypes that are meaningful for the particular client using various IOPCItemMgt functions.

Once a client connects to a Public group, it behaves very much like a private group. He can activate and deactivate the group or items in the group. He can set client handles for the group and items within the group. He can set requested data type for the items in the group. All of these operations affect only that particular client. They do not affect the behavior of other clients connected to that group. The exception to this behavior is that he cannot add or remove items.

4.4.7.1 IOPCServerPublicGroups:: GetPublicGroupName

```
HRESULT GetPublicGroupName(
    [in, string] LPCWSTR szName,
    [in] REFIID riid,
    [out, iid_is(riid)] LPUNKNOWN * ppUnk
);
```

Description

‘Connects’ the client to a public group. This returns an interface pointer to the group.

Parameters	Description
szName	Name of group to be connected
riid	requested interface
ppUnk	pointer to place to store interface. NULL is returned for any HRESULT other than S_OK

Return Codes

Return Code	Description
E_FAIL	The operation failed.
E_OUTOFMEMORY	Not enough memory
E_INVALIDARG	An argument to the function was invalid.
S_OK	The operation succeeded.
E_NOINTERFACE	The interface(riid) asked for is not supported by the server.
OPC_E_NOTFOUND	Requested Public Group was not found.

Comments

If needed, the client can obtain the hServerGroup Handle via IOPCGroupStateMgt::GetState.

Note that when the client’s last interface for the public group is released, the client is effectively disconnected from the group. At this point the server should release any resources or instance data associated with this particular client’s connection to the public group. It is not necessary for the client to call RemoveGroup or RemovePublicGroup to free these client specific resources.

4.4.7.2 IOPCServerPublicGroups:: RemovePublicGroup

```
HRESULT RemovePublicGroup(
    [in] OPCHANDLE hServerGroup ,
    [in] BOOL bForce
);
```

Description

Delete a public group.

Parameters	Description
hServerGroup	Handle of group to be removed.
bForce	Forces deletion of the group even if references are outstanding

Return Codes

Return Code	Description
E_FAIL	The operation failed.
E_OUTOFMEMORY	Not enough memory
E_INVALIDARG	An argument to the function was invalid.
S_OK	The operation succeeded.
OPC_S_INUSE	Was not be removed because references exist. Group will be marked as deleted, and will be removed by the server when all references to this object are released.

Comments

A public group is not deleted when all the client interfaces are released, since the server itself maintains a reference to the group. The client may still call `GetPublicGroupName` after all the interfaces have been released. `RemovePublicGroup()` causes the server to release it's 'last' reference to the group, which results in the group being truly deleted.

It is permissible for a server to publish 'hard coded' groups which cannot be deleted. The server should return `E_FAIL` in this case.

In general, a well behaved client will call this function only after releasing all interfaces.

If interfaces still exist, `RemovePublicGroup` will mark the group as 'deleted'. Any further calls to this group via these interfaces will return `E_FAIL`. When all the interfaces are released, the group will actually be deleted. If `bForce` is `TRUE` then the group is deleted unconditionally even if references (interfaces) still exist. Subsequent use of such interfaces will result in an access violation.

Note that any client can delete a public group. You can get the server handle of the group by calling `IOPCGroupStateMgt::GetState`.

4.4.8 IOPCBrowseServerAddressSpace (optional)

This interface provides a way for clients to browse the available data items in the server, giving the user a list of the valid definitions for an ITEM ID. It allows for either flat or hierarchical address spaces and is designed to work well over a network. It also insulates the client from the syntax of a server vendor specific ITEM ID.

NOTE: Version 1.0A of the specification stated that each instance of this interface was a separate object (like an enumerator), which would have allowed multiple independent browse sessions by the same client on the server address space. This turns out to be in violation of the rules of COM and as a result it does not work in combination with DCOM. In practice, this interface **MUST** be implemented (like any other interface) as a separate interface on the single underlying Data Access Object. The text of this section has been modified to reflect this. Note that the 'footprint' of the interface is unchanged for 2.0.

Note that the Data Access Server object maintains state information related to browsing (i.e. the current position in the address hierarchy) on behalf of the client using this interface. Since there is just one underlying Server object, there is just a single copy of this state information. Therefore the client **CANNOT** create a separate and independent browser object by doing a second QueryInterface for IOPCBrowseServerAddressSpace. (Doing this would simply give him a second copy of the original interface). If a second, independent browser object is required by a client, the client would need to create a second OPC Data Access Object and perform a QueryInterface for IOPCBrowseServerAddressSpace on that object.

It is assumed that the underlying server address space is either flat or hierarchical. A flat space will always be presented to the client as Flat. A hierarchical space can be presented to the client as either flat or hierarchical.

A hierarchical presentation of the server address space would behave much like a file system, where the directories are the branches or paths, and the files represent the leaves or items. For example, a server could present a control system by showing all the control networks, then all of the devices on a selected network, and then all of the classes of data within a device, then all of the data items of that class. A further breakdown into vendor specific 'Units' and 'Lines' might be appropriate for a BATCH system.

The browse position is initially set to the 'root' of the address space. The client can optionally choose a starting point within a hierarchical space by calling ChangeBrowsePosition using OPC_BROWSE_TO. For a FLAT space this is ignored. For a HIERARCHICAL space you may pass any partial path (or a pointer to a NUL string to indicate the root). This sets an initial position from which you can browse up or down.

The Client can browse the items below (contained in) the current position via BrowseOPCItemIDs. For a hierarchical space you can specify BRANCH (which returns things on that level with children) or LEAF (things on that level without children)- or FLAT (everything including children of children). This gives you back a String enumerator.

This browse can also be filtered by a vendor specific filter string, by datatype, or by Access Rights.

In a hierarchy, the enumerator will return 'short' strings; the name of the 'child'. These short strings will generally not be sufficient for AddItem. The client should always convert this short string to a 'fully qualified' string via GetItemID. For example the short string might be TIC101; the fully qualified string might be AREA1.REACTOR5.TIC101. Note that the Server fills in any needed delimiters.

This ItemID can optionally be passed to BrowseAccessPaths to get a list of valid access paths to this item. (this returns another string enumerator).

If the client browsed for BRANCHs (things with children) then he can pass the result (short string) to ChangeBrowsePosition to move 'down'. This method can also move 'up' in which case the short string is not used.

Examples of a Hierarchical Space:

Example 1

```
<ROOT>
  AREA1 (branch)
    REACTOR10 (branch)
      TIC1001 (branch)
        CURRENT_VALUE (leaf)
        SETPOINT
        ALARM_STATUS
        LOOP_DESCRIPTION
      TIC1002
    CURRENT_VALUE
    etc...
  REACTOR11
    etc...
  AREA2
    etc...
```

Example 2

```
<ROOT>
  PLC_STATION_1 (branch)
    ANALOG_VALUES (branch)
      40001 (leaf)
      40002
    etc...
```

4.4.8.1 IOPCBrowseServerAddressSpace:: QueryOrganization

```
HRESULT QueryOrganization(
    [out] OPCNAMESPACETYPE * pNameSpaceType
);
```

Description

Provides a way to determine if the underlying system is inherently flat or hierarchical and how the server may represent the information of the address space to the client.

Parameters	Description
pNameSpaceType	Place to put OPCNAMESPACE result which will be OPC_NS_HIERARCHIAL or OPC_NS_FLAT

Return Codes

Return Code	Description
E_FAIL	The operation failed.
E_OUTOFMEMORY	Not enough memory
E_INVALIDARG	An argument to the function was invalid.
S_OK	The operation succeeded.

Comments

FLAT and HIERARCHICAL spaces behave somewhat different. If the result is 'FLAT' then the client knows that there is no need to pass the BRANCH or LEAF flags to BrowseOPCItemIDs or to call ChangeBrowsePosition

4.4.8.2 IOPCBrowseServerAddressSpace:: ChangeBrowsePosition

```
HRESULT ChangeBrowsePosition(
    [in] OPCBROWSEDIRECTION dwBrowseDirection,
    [in, string] LPCWSTR szString
);
```

Description

Provides a way to move ‘up’ or ‘down’ or ‘to’ in a hierarchical space.

Parameters	Description
dwBrowseDirection	OPC_BROWSE_UP or OPC_BROWSE_DOWN or OPC_BROWSE_TO.
szString	For DOWN, the name of the branch to move into. This would be one of the strings returned from BrowseOPCItemIDs. E.g. REACTOR10 For UP this parameter is ignored and should point to a NUL string. For TO a fully qualified name (e.g. as returned from GetItemID) or a pointer to a NUL string to go to the 'root'. E.g. AREA1.REACTOR10.TIC1001

Return Codes

Return Code	Description
E_FAIL	The operation failed.
E_OUTOFMEMORY	Not enough memory
E_INVALIDARG	An argument to the function was invalid.
S_OK	The operation succeeded.

Comments

The function will return E_FAIL if called for a FLAT space.

An error is returned if the passed string does not represent a ‘branch’.

Moving UP from the ‘root’ will return E_FAIL.

Note OPC_BROWSE_TO is new for version 2.0. Clients should be prepared to handle E_INVALIDARG if they pass this to a 1.0 server.

4.4.8.3 IOPCBrowseServerAddressSpace:: BrowseOPCItemIDs

```
HRESULT BrowseOPCItemIDs(
    [in] OPCBROWSETYPE dwBrowseFilterType,
    [in, string] LPCWSTR szFilterCriteria,
    [in] VARTYPE vtDataTypeFilter,
    [in] DWORD dwAccessRightsFilter,
    [out] LPENUMSTRING * ppIEnumString
);
```

Description

Returns an IENUMString for a list of ItemIDs as determined by the passed parameters. The position from the which the browse is done can be set via ChangeBrowsePosition.

Parameters	Description
dwBrowseFilterType	OPC_BRANCH - returns only items that have children OPC_LEAF - returns only items that don't have children OPC_FLAT - returns everything at and below this level including all children of children - basically 'pretends' that the address space is actually FLAT This parameter is ignored for FLAT address space.
szFilterCriteria	A server specific filter string. This is entirely free format and may be entered by the user via an EDIT field. Although the valid criteria are vendor specific, source code for a recommended filter function is included in an Appendix at the end of this document. This particular filter function is commonly used by OPC interfaces and is very similar in functionality to the LIKE function in visual basic. A pointer to a NUL string indicates no filtering.
vtDataTypeFilter	Filter the returned list based in the available datatypes (those that would succeed if passed to AddItem). VT_EMPTY indicates no filtering.
dwAccessRightsFilter	Filter based on the AccessRights bit mask (OPC_READABLE or OPC_WRITEABLE). The bits passed in the bitmask are 'ANDed' with the bits that would be returned for this Item by AddItem, ValidateItem or EnumOPCItemAttributes. If the result is non-zero then the item is returned. A 0 value in the bitmask indicates that the AccessRights bits should be ignored during the filtering process..
ppIEnumString	Where to save the returned interface pointer. NULL if the HRESULT is other than S_OK or S_FALSE

Return Codes

Return Code	Description
S_OK	The operation succeeded.
S_FALSE	There is nothing to enumerate. However an empty Enumerator is still returned and must be released. Note: In previous versions of the spec there has been some ambiguity about the behavior in the case of S_FALSE. For this reason, it is recommended that when S_FALSE is returned by the server, clients test the returned interface pointer for NULL prior to calling Release on it.
E_FAIL	The operation failed.
E_OUTOFMEMORY	Not enough memory
E_INVALIDARG	An argument to the function was invalid.
OPC_E_INVALIDFILTER	The filter string was not valid

Comments

The returned enumerator may have nothing to enumerate if no ItemIDs satisfied the filter constraints. The strings returned by the enumerator represent the BRANCHs and LEAFs contained in the current level. They do NOT include any delimiters or 'parent' names. (See GetItemID).

Whenever possible the server should return strings which can be passed directly to AddItems. However, it is allowed for the Server to return a 'hint' string rather than an actual legal Item ID. For example a PLC with 32000 registers could return a single string of "0 to 31999" rather than return 32,000 individual strings from the enumerator. For this reason (as well as the fact that browser support is optional) clients should always be prepared to allow manual entry of ITEM ID strings. In the case of 'hint' strings, there is no indication given as to whether the returned string will be acceptable by AddItem or ValidateItem

Clients are allowed to get and hold Enumerators for more than one 'browse position' at a time.

Changing the browse position will not affect any String Enumerator the client already has.

The client must Release each Enumerator when he is done with it.

4.4.8.4 IOPCBrowseServerAddressSpace:: GetItemID

```
HRESULT GetItemID(
    [in] LPCWSTR szItemDataID,
    [out, string] LPWSTR * szItemID
);
```

Description

Provides a way to assemble a ‘fully qualified’ ITEM ID in a hierarchical space. This is required since the browsing functions return only the components or tokens which make up an ITEMID and do NOT return the delimiters used to separate those tokens. Also, at each point one is browsing just the names ‘below’ the current node (e.g. the ‘units’ in a ‘cell’).

Parameters	Description
szItemDataID	The name of a BRANCH or LEAF at the current level. or a pointer to a NUL string. Passing in a NUL string results in a return string which represents the current position in the hierarchy.
szItemID	Where to return the resulting ItemID.

Return Codes

Return Code	Description
E_FAIL	The function failed
E_INVALIDARG	An argument to the function was invalid. (e.g. the passed ItemDataID was invalid)
E_INVALIDARG	An argument to the function was invalid.
E_OUTOFMEMORY	Not enough memory
S_OK	The function was successful

Comments

A client would browse down from AREA1 to REACTOR10 to TIC1001 to CURRENT_VALUE. As noted earlier the client sees only the components, not the delimiters which are likely to be very server specific. The function rebuilds the fully qualified name including the vendor specific delimiters for use by ADDITEMs. An extreme example might be a server that returns:

```
\\AREA1:REACTOR10.TIC1001[CURRENT_VALUE]
```

It is also possible that a server could support hierarchical browsing of an address space that contains globally unique tags. For example in the case above, the tag TIC1001.CURRENT_VALUE might still be globally unique and might therefore be acceptable to AddItem. However the expected behavior is that (a) GetItemID will always return the fully qualified name (AREA1.REACTOR10.TIC1001.CURRENT_VALUE) and that (b) that the server will always accept the fully qualified name in AddItems (even if it does not require it).

This function does not need to be called for a FLAT space. If it is called, then the server must return the same string that was passed in.

It is valid to form an ItemID that represents a BRANCH (e.g. AREA1.REACTOR10). This could happen if you pass a BRANCH (AREA1) rather than a LEAF (CURRENT_VALUE). The resulting string might fail if passed to AddItem but could be passed to ChangeBrowsePosition using OPC_BROWSE_TO.

The client must free the returned string.

ItemID is the unique 'key' to the data, it is considered the 'what' or 'where' that allows the server to connect to the data source.

4.4.8.5 IOPCBrowseServerAddressSpace:: BrowseAccessPaths

```
HRESULT BrowseAccessPaths(
    [in, string] LPCWSTR szItemID,
    [out] LPENUMSTRING * ppIEnumString
);
```

Description

Provides a way to browse the available AccessPaths for an ITEM ID.

Parameters	Description
szItemID	Fully Qualified ItemID
ppIEnumString	Where to save the returned string enumerator. NULL if the HRESULT is other than S_OK or S_FALSE.

Return Codes

Return Code	Description
E_FAIL	The function failed
E_INVALIDARG	An argument to the function was invalid.
S_FALSE	There is nothing to enumerate. However an empty Enumerator is still returned and must be released. Note: In previous versions of the spec there has been some ambiguity about the behavior in the case of S_FALSE. For this reason, it is recommended that when S_FALSE is returned by the server, clients test the returned interface pointer for NULL prior to calling Release on it.
E_OUTOFMEMORY	Not enough memory
E_NOTIMPL	The server does not require or support access paths.
S_OK	The function was successful

Comments

Clients are allowed to get Access Path Enumerators for more than one item at a time.

Changing the browse position will not affect any enumerator the client already has.

The client must Release each Enumerator when he is done with it.

AccessPath is the “how” for the server to get the data specified by the itemID (the what). The client uses this function to identify the possible access paths for the specified itemID.

4.4.9 IPersistFile (optional)

This is a standard implementation of the IPersistFile Interface. The descriptions below are brief and describe behavior specific to OPC. Refer to the OLE programmers reference for additional information.

This optional interface allows Clients to load or save a server ‘configuration’. The reason for providing this interface is to allow a client application to have access to any ‘hooks’ it might need to get the system started or to change the system configuration without requiring the user to start a separate program.

The filename discussed below tells the server where it’s configuration information is located. Filename syntax and semantics is server specific, and may include the fully qualified path and file name, or may refer to a proprietary database where the server’s configuration is stored. The format and content of the file or database is server specific.

Note that this interface does NOT save any client specific information such as group and item definitions. Rather, it is a ‘hook’ intended to load or save the server configuration such as a SCADA or DCS database, communications baud rates, PLC station addresses, etc.

4.4.9.1 IPersistFile::IsDirty

```
HRESULT IsDirty(
    void
);
```

Description

Returns whether or not there have been any configuration changes (by any client) since the last save operation.

Parameters

Return Codes

Return Code	Description
S_OK	The server has configuration information that has been modified since the last save operation.
S_FALSE	The server does not have configuration information that has been modified since the last save operation.

Comments

The client cannot change any of the configuration of the server address space through a standard OPC interface. The client uses this function to determine if the configuration has been modified by a server specific configuration tool or by a client using a server specific configuration interface. This function could be used by the client before shutting the server down to determine if the server’s configuration needs to be saved.

4.4.9.2 IPersistFile::Load

```
HRESULT Load(
    [in] LPCOLESTR pszFileName,
    [in] DWORD dwMode
);
```

Description

Instructs the server to load the server's configuration data from the file (pszFileName). The previous configuration (if any) is replaced by the new configuration. OPC servers are assumed to support a single (global) active configuration. That is, a load will affect all other OPC clients which are accessing this server.

The exact effect of doing a load while groups and subscriptions are active is server specific. In general, it is assumed that this will cause some or all of the items in the active groups to disappear from the server address space. Such items would subsequently return a BAD Quality.

Parameters	Description
pszFileName	The filename from which the server configuration information is to be loaded.
dwMode	Access mode to be used on the file. See 'Storage Access Mode Flags' in the OLE programmer's reference for more information.

Return Codes

Return Code	Description
S_OK	The server successfully loaded configuration information from the file specified.
E_FAIL	The server was unsuccessful in loading the configuration information from the file specified.
E_OUTOFMEMORY	Not enough memory to load configuration.
OPC_E_INVALIDCONFIGFILE	The server's configuration file is an invalid format.

Comments

In most cases, an error during load will leave the server without a valid configuration.

A load will cause other clients connected to this server to be effectively disconnected, or the results of the other clients subsequent interactions with the server to be unknown.

4.4.9.3 IPersistFile::Save

```
HRESULT Save(
    [in, unique] LPCOLESTR pszFileName,
    [in] BOOL fRemember
);
```

Description

Save current configuration.

Parameters

Parameters	Description
pszFileName	The filename to which the server configuration information is to be saved.
fRemember	Determines of the logically associated filename for this configuration should be changed (if TRUE) or not (if FALSE).

Return Codes

Return Code	Description
S_OK	The server successfully saved configuration information
E_FAIL	The server was unsuccessful in saving the configuration
OPC_E_INVALIDCONFIGFILE	The server's configuration file is an invalid format.

Comments

Save should clear the server's configuration dirty flag (as returned from IsDirty interface).

4.4.9.4 IPersistFile::SaveCompleted

```
HRESULT SaveCompleted(
    [in, unique] LPCOLESTR pszFileName
);
```

Description

This function may be implemented as a 'stub'.

Parameters	Description
pszFileName	The filename to which the configuration was previously saved using IPersistFile::Save

Return Codes

Return Code	Description
S_OK	S_OK is always returned
OPC_E_INVALIDCONFIGFILE	The server's configuration file is an invalid format.

Comments

4.4.9.5 IPersistFile::GetCurFile

```
HRESULT GetCurFile(
    [out] LPOLESTR *ppszFileName
);
```

Description

Instructs the server to return the name associated with the currently loaded configuration.

Parameters	Description
ppszFileName	The full filename (if any).

Return Codes

Return Code	Description
S_OK	The operation succeeded
S_FALSE	There is not filename currently associated with the configuration
E_OUTOFMEMORY	Not enough memory
E_FAIL	operation failed

Comments

This may or may not match the last name passed to Load or Save since there can be other vendor specific tasks that control the server configuration.

The client must free the returned string.

4.5 OPCGroup Object

The OPCGroup object is the object that an OPC server delivers to manage a collection of items. The interfaces that this object provides include:

- IUnknown
- IOPCGroupStateMgt
- IOPCPublicGroupStateMgt
- IOPCItemMgt
- IOPCSyncIO
- IOPCAsyncIO2 (new)
- IConnectionPointContainer (new)
- IOPCAsyncIO (old)
- IDataObject (old)

The functionality provided by each of these interfaces is defined in this section.

This section also identifies the interfaces required to be implemented to support the OLE mechanism for delivering a COM interface.

4.5.1 General Properties

The OPCGroup has certain general properties and behaviors which affect the operation of the Interfaces and Methods. These are discussed here in order to minimize duplication.

4.5.1.1 Name

Each group has a name. For private groups the name must be unique among the other private groups that belong to that client. For public groups the name must be unique among all of the public groups. While a client can change the name of a private group, the name of a public group cannot be changed.

A private Group and a public group may have the same name as long as the client is not connected to the public group with the same name.

Group names are Case Sensitive. Group1 would be different from group1.

4.5.1.2 Cached data

The methods below allow the client to specify that some operations can be performed on 'CACHE' or 'DEVICE'. It is expected that most servers will implement some sort of CACHE. As discussed earlier these terms are simply part of the interface definition. The way the functions described below behave differs slightly based on which source is specified. The actual details of the implementation of this functionality is up to the server vendor. In most cases, access to CACHE data is expected to be 'fast' while access to the 'DEVICE' is expected to be 'slow' but more accurate. CACHE data is affected by the Active state of the group and the items in the group while DEVICE data is not. *Note again that although we sometimes make suggestions, this specification does not dictate any particular implementation or performance.*

4.5.1.3 Active

Groups and Items within Groups have an Active Flag. The active state of the group is maintained separately from the active state of the items. Changing the state of the group does not change the state of the items.

For the most part the Active flag is treated as 'abstract' within this specification. The state of these flags affects the described behavior of various interfaces in a well defined way. The implementation details of these capabilities is not dictated by this specification.

In practice it is expected that most servers will make use of this flag to optimize their use of communications and CPU resources. Items and Groups which are not active do not need to be maintained in the CACHE.

It is also expected that clients will simply set and clear active flags of groups and items as a more efficient alternative to adding and removing entire groups and items. For example if an operator display is minimized, its items might be set to inactive.

Refer to the Data Acquisition and Active State Behavior summary earlier in this document for a quick overview of the behavior of a client and server with respect to the active state of a group and items.

OnDataChange within the client's address space can be called whenever any active item data in a active group changes, where "change" is defined as a change in value (from the last value sent to this client), or a change in the Quality of the value. The server can return values and quality flags for those items within the group that changed.(this will be discussed more in later sections)

4.5.1.4 Update Rate

The client can specify an 'update rate' for each group. This determines the time between when the exception limit is checked. If the exception limit is exceeded, the CACHE is updated. The server should make a 'best effort' to keep the data fresh. This also affects the maximum rate at which notifications will be sent to the IAdvise sink. The server should never send data to a client at a rate faster than the client requests.

IMPORTANT:

Note that this is NOT necessarily related to the server's underlying processing rate. For example if a device is performing PID control at 0.05 second rate the an MMI requests updates at a 5 second rate via OPC, the device would of course continue to control at a 0.05 second rate.

In addition, the server implementation would also be allowed to update the cached data available to sync or async read at a higher rate than 5 seconds if it wished to do so. All the update rate indicates is that (a) callbacks should happen no faster than this and (b) the cache should be updated at *at least* this rate.

The update rate is a 'request' from the client. The server should respond with an update rate that is as close as possible to that requested.

4.5.1.5 Time Zone (TimeBias)

In some cases the data may have been collected by a device operating in a time zone other than that of the client. Then it will be useful to know what the time of the device was at the time the data was collected (e.g. to determine what 'shift' was on duty at the time).

This time zone information may rarely be used and the device providing the data may not know its local time zone, therefore it was not prudent to add this overhead to all data transactions. Instead, the OPCGroup provides a place to store a time zone which can be set and read by the client. The default value for this is the time zone of the host computer. The OPCServer will not make use of this value. It is there only for the convenience of the client.

The purpose of the TimeBias is to indicate the timezone in which the data was collected (which may occasionally be different from the timezone in which either the client or server is running). The default TimeBias for the group (if a NULL pointer is passed to AddGroup) will be that of the system in which the group is created (i.e. the server). This bias behaves like the Bias field in the Win32 TIME_ZONE_INFORMATION structure which is to say it does NOT account for daylight savings time (DST). The TimeBias is never changed 'behind the scenes' by the server. It is set ONLY when the group is created or when SetState is called. In general a Client computes the data's 'local' time by TimeStamp + TimeBias + DSTBias (if any). There is an implicit assumption in this design that the DST characteristics at the data site are the same as at the client site. If this is not the case, the client will need to use some other means to compute the data's local time.

4.5.1.6 Percent Deadband

The range of the Deadband is from 0.0 to 100.0 Percent. Deadband will only apply to items in the group that have a dweUType of Analog available. If the dweUType is Analog, then the EU Low and EU High values for the item can be used to calculate the range for the item. This range will be multiplied with the Deadband to generate an exception limit. An exception is determined as follows:

Exception if (absolute value of (last cached value - current value) > (pPercentDeadband/100/0) * (EU High - EU Low))

If the exception limit is exceeded, then the last cached value is updated with the new value and a notification will be sent to the IAdviseSink (if any). The pPercentDeadband is an optional behavior for

the server. If the client does not specify this value on a server that does support the behavior, the default value of 0 (zero) will be assumed, and all value changes will update the CACHE. Note that the timestamp will be updated regardless of whether the cached value is updated. A server which does not support deadband should return an error (INVALID_PARAMETER) if the client requests a deadband other than 0.0.

The UpdateRate for a group determines time between when a value is checked to see if the exception limit has been exceeded. The PercentDeadband is used to keep noisy signals from updating the client unnecessarily.

4.5.1.7 ClientHandle

This handle will be returned in the data stream to IAdviseSink. This allows the client to identify the group to which the data packet belongs.

It is expected that a client will assign unique value to the client handle if it intends to use any of the asynchronous functions of the OPC interfaces, including IOPCAsyncIO, IOPCAsyncIOs, and IDataObject/IAdviseSink or IConnectionPoint/IOPCDataCallback interfaces.

4.5.1.8 Reading and Writing Data

There are basically three ways to get data into a client (ignoring the 'old' IDataObject/IAdviseSink).

- IOPCSyncIO::Read (from cache or device)
- IOPCAsyncIO2::Read (from device)
- IOPCCallback::OnDataChange() (exception based) which can also be triggered by IOPCAsyncIO2::Refresh.

In general the three methods operate independently without 'side effects' on each other.

There are two ways to write data out:

- IOPCSyncIO::Write
- IOPCAsyncIO2::AsyncWrite

4.5.1.9 Public Groups

It is required that the server track each client's group properties (update rate, deadband, active status, timezone, lcid) for a public group. For example, if two clients with different LCIDs want data from a public group, they can change the state of the group to reflect their LCID and the server must keep track of both.

4.5.2 IOPCItemMgt

IOPCItemMgt allows a client to add, remove and control the behavior of items in a group.

4.5.2.1 IOPCItemMgt::AddItems

```
HRESULT AddItems(
    [in] DWORD dwCount,
    [in, size_is(dwCount)] OPCITEMDEF * pItemArray,
    [out, size_is(dwCount)] OPCITEMRESULT ** ppAddResults,
    [out, size_is(dwCount)] HRESULT ** ppErrors
);
```

Description

Add one or more items to a group.

Parameters	Description
dwCount	The number of items to be added
pItemArray	Array of OPCITEMDEFs. These tell the server everything it needs to know about the item including the access path, definition and requested datatype
ppAddResults	Array of OPCITEMRESULTs. This tells the client additional information about the item including the server assigned item handle and the canonical datatype.
ppErrors	Array of HRESULTs. This tells the client which of the items was successfully added. For any item which failed it provides a reason.

HRESULT Return Codes

Return Code	Description
E_FAIL	The operation failed.
E_OUTOFMEMORY	Not enough memory
E_INVALIDARG	An argument to the function was invalid. (e.g dwCount=0).
S_OK	The operation succeeded.
S_FALSE	The operation completed with one or more errors. Refer to individual error returns for failure analysis.
OPC_E_PUBLIC	Cannot add items to a public group

ppErrors Return Codes

Return Code	Description
S_OK	The function was successful for this item.
OPC_E_INVALIDITEMID	The ItemID is not syntactically valid
OPC_E_UNKNOWNITEMID	The ItemID is not in the server address space
OPC_E_BADTYPE	The requested data type cannot be returned for this item (See comment)
E_FAIL	The function was unsuccessful.
OPC_E_UNKNOWNPATH	The item's access path is not known to the server.

Comments

It is acceptable to add the same item to the group more than once. This will generate a 2nd item with a unique ServerHandle.

Any FAILED code in ppErrors indicates that the corresponding item was NOT added to the group and that the corresponding OPCITEMRESULT will not contain useful information.

As an alternative to OPC_E_BADTYPE it is acceptable for the server to return any FAILED error returned by VariantChangeType or VariantChangeTypeEx.

The server provided item handle will be unique within the group, but may not be unique across groups. The server is allowed to 'reuse' the handles of deleted items.

Items cannot be added to public groups.

The client needs to free all of the memory associated with the OPCITEMRESULTS including the BLOB.

If the server supports the BLOB it will return an updated BLOB in the OPCITEMRESULTS. This BLOB may differ in both content and size from the one passed by the client in OPCITEMDEF.

Note that if an Advise is active, the client will begin receiving callbacks for active items. This can occur very quickly, perhaps even before the client has time to process the returned results. The client must be designed to deal with this. One simple solution is for the client to clear the Active state of the group while doing AddItems and to restore it after the AddItems is completed and the results are processed.

4.5.2.2 IOPCItemMgt::ValidateItems

```

HRESULT ValidateItems(
    [in] DWORD dwCount,
    [in, size_is(dwCount)] OPCITEMDEF * pItemArray,
    [in] BOOL bBlobUpdate,
    [out, size_is(dwCount)] OPCITEMRESULT ** ppValidationResults,
    [out, size_is(dwCount)] HRESULT ** ppErrors
);
    
```

Description

Determines if an item is valid (could it be added without error). Also returns information about the item such as canonical datatype. Does not affect the group in any way.

Parameters	Description
dwCount	The number of items to be validated
pItemArray	Array of OPCITEMDEFs. These tell the server everything it needs to know about the item including the access path, definition and requested datatype
bBlobUpdate	If non-zero (and the server supports Blobs) the server should return updated Blobs in OPCITEMRESULTS. If zero (False) the server will not return Blobs in OPCITEMRESULTS.
ppValidationResults	Array of OPCITEMRESULTS. This tells the client additional information about the item including the canonical datatype.
ppErrors	Array of HRESULTs. This tells the client which of the items was successfully validated. For any item which failed it provides a reason.

HRESULT Return Codes

Return Code	Description
E_FAIL	The operation failed.
E_OUTOFMEMORY	Not enough memory
E_INVALIDARG	An argument to the function was invalid (e.g dwCount=0).
S_OK	The operation succeeded.
S_FALSE	The operation completed with one or more errors. Refer to individual error returns for failure analysis.

ppErrors Codes

Return Code	Description
S_OK	The function was successful for this item.
OPC_E_INVALIDITEMID	The ItemID is not syntactically valid
OPC_E_UNKNOWNITEMID	The ItemID is not in the server address space
OPC_E_BADTYPE	The requested data type cannot be returned for this item (See comment)
E_FAIL	The function was unsuccessful for this item.
OPC_E_UNKNOWNPATH	The item's access path is not known to the server.

Comments

The client needs to free all of the memory associated with the OPCITEMRESULTS including the BLOB.

As an alternative to OPC_E_BADTYPE it is acceptable for the server to return any FAILED error returned by VariantChangeType or VariantChangeTypeEx.

4.5.2.3 IOPCItemMgt::RemoveItems

```
HRESULT RemoveItems(
    [in] DWORD dwCount,
    [in, size_is(dwCount)] OPCHANDLE * phServer,
    [out, size_is(dwCount)] HRESULT ** ppErrors
);
```

Description

Removes (deletes) items from a group. Basically this is the reverse of AddItems.

Parameters	Description
dwCount	Number of items to be removed
phServer	Array of server items handles. These were returned from AddItem.
ppErrors	Array of HRESULTs. Indicates which items were successfully removed.

HRESULT Return Codes

Return Code	Description
S_OK	The function was successful.
S_FALSE	The function completed with one or more errors. See the ppErrors to determine what happened
E_FAIL	The function was unsuccessful.
E_INVALIDARG	An argument to the function was invalid (e.g dwCount=0).
OPC_E_PUBLIC	Cannot remove items from a public group

ppError Codes

Return Code	Description
S_OK	The corresponding item was removed.
OPC_E_INVALIDHANDLE	The corresponding Item handle was invalid.

Comments

Adding and removing items from a group does not affect the address space of the server or physical device. It simply indicates whether or not the client is interested in those particular items.

Items are not really objects in the custom interface (do not have interfaces), and there is no concept of a reference count for items. The client should insure that no further references are made to deleted items.

Items cannot be removed from a public group.

4.5.2.4 IOPCItemMgt::SetActiveState

```
HRESULT SetActiveState(
    [in] DWORD dwCount,
    [in, size_is(dwCount)] OPCHANDLE * phServer,
    [in] BOOL bActive,
    [out, size_is(dwCount)] HRESULT ** ppErrors
);
```

Description

Sets one or more items in a group to active or inactive. This controls whether or not valid data can be obtained from Read CACHE for those items and whether or not they are included in the IAdvise subscription to the group.

Parameters	Description
dwCount	The number of items to be affected
phServer	Array of Server items handles.
bActive	TRUE if items are to be activated. FALSE if items are to be deactivated.
ppErrors	Array of HRESULTs. Indicates which items were successfully affected.

HRESULT Return Codes

Return Code	Description
S_OK	The function was successful.
S_FALSE	The function completed with one or more errors. See the ppErrors to determine what happened
E_INVALIDARG	An argument to the function was invalid (e.g dwCount=0).
E_FAIL	The function was unsuccessful.

ppError Codes

Return Code	Description
S_OK	The function was successful.
OPC_E_INVALIDHANDLE	The corresponding Item handle was invalid.

Comments

Deactivating items will not result in a callback (since by definition callbacks do not occur for inactive items). Activating items will generally result in an IAdvise callback at the next UpdateRate period.

4.5.2.5 IOPCItemMgt::SetClientHandles

```
HRESULT SetClientHandles(
    [in] DWORD dwCount,
    [in, size_is(dwCount)] OPCHANDLE * phServer,
    [in, size_is(dwCount)] OPCHANDLE * phClient,
    [out, size_is(dwCount)] HRESULT ** ppErrors
);
```

Description

Changes the client handle for one or more items in a group.

Parameters	Description
dwCount	The number of items to be affected
phServer	Array of Server items handles.
phClient	Array of new Client item handles to be stored. The Client handles do not need to be unique.
ppErrors	Array of HRESULTs. Indicates which items were successfully affected.

HRESULT Return Codes

Return Code	Description
S_OK	The function was successful.
S_FALSE	The function completed with one or more errors. See the itemResults to determine what happened
E_INVALIDARG	An argument to the function was invalid (e.g dwCount=0).
E_FAIL	The function was unsuccessful.

itemResults Codes

Return Code	Description
S_OK	The function was successful.
OPC_E_INVALIDHANDLE	The corresponding Item handle was invalid.

Comments

In general, it is expected that clients will set the client handle when the item is added and not change it later. This function is most useful for setting the client handles for items in a public group to which the client has connected.

4.5.2.6 IOPCItemMgt::SetDatatypes

```
HRESULT SetDatatypes(
    [in] DWORD dwCount,
    [in, size_is(dwCount)] OPCHANDLE * phServer,
    [in, size_is(dwCount)] VARTYPE * pRequestedDatatypes,
    [out, size_is(dwCount)] HRESULT ** ppErrors
);
```

Description

Changes the requested data type for one or more items in a group.

Parameters	Description
dwCount	The number of items to be affected
phServer	Array of Server items handles.
pRequestedDatatypes	Array of new Requested Datatypes to be stored.
ppErrors	Array of HRESULT's. Indicates which items were successfully affected.

HRESULT Return Codes

Return Code	Description
S_OK	The function was successful.
S_FALSE	The function completed with one or more errors. See the itemResults to determine what happened
E_INVALIDARG	An argument to the function was invalid (e.g dwCount=0).
E_FAIL	The function was unsuccessful.

itemResults Codes

Return Code	Description
S_OK	The function was successful.
OPC_E_INVALIDHANDLE	The corresponding Item handle was invalid.
OPC_E_BADTYPE	The requested datatype cannot be supported for this item. (See comment). The previous requested type is left unchanged.

Comments

In general, it is expected that clients will set the requested datatype when the item is added and not change it later. This function is most useful for setting the datatype for items in a public group to which the client has connected.

As an alternative to OPC_E_BADTYPE it is acceptable for the server to return any FAILED error returned by VariantChangeType or VariantChangeTypeEx.

4.5.2.7 IOPCItemMgt::CreateEnumerator

```
HRESULT CreateEnumerator(
    [in] REFIID riid,
    [out, iid_is(riid)] LPUNKNOWN* ppUnk
);
```

Description

Create an enumerator for the items in the group.

Parameters	Description
riid	The interface requested. At this time the only supported OPC interface is IID_IEnumOPCItemAttributes although vendors can add their own extensions to this.
ppUnk	Where to return the interface. NULL is returned for any HRESULT other than S_OK

HRESULT Return Codes

Return Code	Description
S_OK	The function was successful.
S_FALSE	There is nothing to enumerate (There are no items in the group).
E_OUTOFMEMORY	Not enough memory
E_INVALIDARG	An argument to the function was invalid (e.g. a bad riid parameter was passed.)
E_FAIL	The function was unsuccessful.

Comments

The client must release the returned interface pointer when it is done with it.

4.5.3 IOPCGroupStateMgt

IOPCGroupStateMgt allows the client to manage the overall state of the group. Primarily this allows changes to the update rate and active state of the group.

4.5.3.1 IOPCGroupStateMgt::GetState

```
HRESULT GetState(
    [out] DWORD * pUpdateRate,
    [out] BOOL * pActive,
    [out, string] LPWSTR * ppName,
    [out] LONG * pTimeBias,
    [out] FLOAT * pPercentDeadband,
    [out] DWORD * pLCID,
    [out] OPCHANDLE * phClientGroup,
    [out] OPCHANDLE * phServerGroup
);
```

Description

Get the current state of the group.

Parameters	Description
pUpdateRate	The current update rate. The Update Rate is in milliseconds
pActive	The current active state of the group.
ppName	The current name of the group
pTimeBias	The TimeZone Bias of the group (in minutes)
pPercentDeadband	The percent change in an item value that will cause an exception report of that value to a client. This parameter only applies to items in the group that have dwEUType of Analog. [See discussion of Percent Deadband in General Properties Section]
pLCID	The current LCID for the group.
phClientGroup	The client supplied group handle
phServerGroup	The server generated group handle

HRESULT Return Codes

Return Code	Description
E_FAIL	The operation failed.
E_OUTOFMEMORY	Not enough memory
E_INVALIDARG	An argument to the function was invalid.
S_OK	The operation succeeded.

Comments

This function is typically called to obtain the current values of this information prior to calling SetState. This information was all supplied by or returned to the client when the group was created. This function is also useful for debugging.

All out arguments must be valid pointers. The marshaling mechanism requires valid pointers for proper behavior. NULL pointers will throw an RPC exception.

The client must free the returned ppName string.

4.5.3.2 IOPCGroupStateMgt::SetState

```
HRESULT SetState(
    [unique, in] DWORD * pRequestedUpdateRate,
    [out] DWORD * pRevisedUpdateRate,
    [unique, in] BOOL *pActive,
    [unique, in] LONG * pTimeBias,
    [unique, in] FLOAT * pPercentDeadband
    [unique, in] DWORD * pLCID,
    [unique, in] OPCHANDLE *phClientGroup
);
```

Description

Client can set various properties of the group. Pointers to ‘in’ items are used so that the client can omit properties he does not want to change by passing a NULL pointer.

The pRevisedUpdateRate argument must contain a valid pointer.

Parameters	Description
pRequestedUpdateRate	New update rate requested for the group by the client (milliseconds)
pRevisedUpdateRate	Closest update rate the server is able to provide for this group.
pActive	TRUE (non-zero) to active the group. FALSE (0) to deactivate the group.
pTimeBias	TimeZone Bias if Group (in minutes). See Comments under).
pPercentDeadband	The percent change in an item value that will cause an exception report of that value to a client. This parameter only applies to items in the group that have dwEUType of Analog. See discussion of Percent Deadband in the General Information Section
pLCID	The Localization ID to be used by the group.
phClientGroup	New client supplied handle for the group. This handle is returned in the data stream provided to the client’s IAdvise by the Groups IDataObject.

HRESULT Return Codes

Return Code	Description
E_FAIL	The operation failed.
E_OUTOFMEMORY	Not enough memory
E_INVALIDARG	An argument to the function was invalid.
S_OK	The operation succeeded.
OPC_S_UNSUPPORTEDRATE	The server does not support the requested data rate but will use the closest available rate.

Comments

For public groups, the server maintains unique state information for each client for Active, pUpdateRate, TimeZone. That is, the public groups behave as if each client had it's own private copy.

Refer to Data Acquisition Section for details on the behavior of an OPC server with respect to the Synchronous and Asynchronous interfaces and Active state of groups.

As noted in AddGroup the level of localization supported (dwLCID) is entirely server specific. Servers which do not support dynamic localization can ignore this parameter.

4.5.3.3 IOPCGroupStateMgt::SetName

```
HRESULT SetName(
    [in, string] LPCWSTR szName,
);
```

Description

Change the name of a private group. The name must be unique. The name cannot be changed for public groups.

Parameters	Description
szName	New name for group.

HRESULT Return Codes

Return Code	Description
E_FAIL	The operation failed.
E_OUTOFMEMORY	Not enough memory
E_INVALIDARG	An argument to the function was invalid.
S_OK	The operation succeeded.
OPC_E_DUPLICATENAME	Duplicate name not allowed.

Comments

Group names are required to be unique with respect to an individual client to server connection.

4.5.3.4 IOPCGroupStateMgt::CloneGroup

```
HRESULT CloneGroup(
    [in, string] LPCWSTR szName,
    [in] REFIID riid,
    [out, iid_is(riid)] LPUNKNOWN * ppUnk
);
```

Description

Creates a second copy of a group with a unique name. This works for both public and private groups. However, the new group is always a private group. All of the group and item properties are duplicated (as if the same set of AddItems calls had been made for the new group). That is, the new group contains the same update rate, items, group and item clienthandles, requested data types, etc as the original group. Once the new group is created it is entirely independent of the old group. You can add and delete items from it without affecting the old group.

Properties NOT copied to the new group are

- Active Status of the new group is initially set to FALSE
- A new ServerHandle for the group is produced.
- New Item SeverHandles may also be assigned by the server. The client should query for these if it needs them.
- The new group will NOT be connected to any Advise or Connection point sinks. The client would need to establish new connections for the new group.

Parameters	Description
szName	Name of the group. The name must be unique among the other groups created by this client. If no name is provided (szName is a pointer to a NUL string) the server will generate a unique name. The server generated name will also be unique relative to any existing public groups.
riid	requested interface type
ppUnk	place to return interface pointer. NULL is returned for any HRESULT other than S_OK

HRESULT Return Codes

Return Code	Description
S_OK	The operation succeeded.
E_FAIL	The operation failed.
E_OUTOFMEMORY	Not enough memory
E_INVALIDARG	An argument to the function was invalid.
OPC_E_DUPLICATENAME	Duplicate name not allowed.
E_NOINTERFACE	The interface(riid) asked for is not supported by the server.

Comments

This represents a new group which is independent of the original group. See AddGroup for a discussion of Group object lifetime issues. As with AddGroup the group must be deleted with RemoveGroup when the client is done with it.

The client must also release the returned interface when it is no longer needed.

The primary use or intent of this function is to create a private duplicate of a public group which can then be modified by the client.

4.5.4 IOPCPublicGroupStateMgt

This optional interface is used to convert a private group to a public group. Servers optionally provide this interface on group objects. *A group created by a client is always created initially as a private group. This interface can be obtained from that private group in order to convert the group to a public group.*

4.5.4.1 IOPCPublicGroupStateMgt::GetState

```
HRESULT GetState(
    [out] BOOL * pPublic
);
```

Description

Used to determine if a particular group is public or not. If the interface is missing then all groups in the server are private.

Parameters	Description
pPublic	TRUE if the group is public, FALSE if it is private

HRESULT Return Codes

Return Code	Description
E_FAIL	The operation failed.
E_INVALIDARG	An argument to the function was invalid.
S_OK	The operation succeeded.

Comments

A server which supports public groups can provide this interface for any group (private or public). In practice a client will generally know for each group whether it is private or public. However, this method is useful for debugging.

4.5.4.2 IOPCPublicGroupStateMgt::MoveToPublic

```
HRESULT MoveToPublic(
    void
);
```

Description

Converts a private group to a public group. The group must have a name which must be unique among all existing public groups. The state of the group (active, UpdateRate, IAdvise connections, etc.) for the calling client is not affected.

Parameters	Description
void	

HRESULT Return Codes

Return Code	Description
S_OK	The function was successful.
E_OUTOFMEMORY	Not enough memory
E_FAIL	The function was unsuccessful.
OPC_E_DUPLICATENAME	Duplicate Name not allowed

Comments

A public group cannot be converted back to a private group. However it can be ‘cloned’ into a new private group.

For public groups, the update rate, client group handle and active status are maintained as ‘instance’ data for each client.

The client is required to set the client groupHandle before any asynchronous functions are performed on a public group. After the group is made public other clients can connect to the group. Generally, they must set their client instance information (e.g. group and item handles) prior to using the other standard group interfaces associated with a group.

Once a group is made public, items cannot be added or deleted.

For the items in the group, the client handle, active status and requested data type are maintained as ‘instance’ data for each client.

4.5.5 IOPCSyncIO

IOPCSyncIO allows a client to perform synchronous read and write operations to a server. The operations will run to completion.

Refer to the Data Acquisition and Active State Behavior table for an overview of the server data acquisition behavior and its affect on functionality within this interface.

Also refer to the Serialization and Synchronization issues section earlier in this document.

4.5.5.1 IOPCSyncIO::Read

```
HRESULT Read(
    [in] OPCDATASOURCE dwSource,
    [in] DWORD dwCount,
    [in, size_is(dwCount)] OPCHANDLE * phServer,
    [out, size_is(dwCount)] OPCITEMSTATE ** ppItemValues,
    [out, size_is(dwCount)] HRESULT ** ppErrors
);
```

Description

This function reads the value, quality and timestamp information for one or more items in a group. The function runs to completion before returning. The data can be read from CACHE in which case it should be accurate to within the 'UpdateRate' and percent deadband of the group. The data can be read from the DEVICE in which case an actual read of the physical device is to be performed. The exact implementation of CACHE and DEVICE reads is not defined by this specification.

When reading from CACHE, the data is only valid if both the group and the item are active. If either the group or the item is inactive, then the Quality will indicate out of service (OPC_QUALITY_OUT_OF_SERVICE). Refer to the discussion of the quality bits later in this document for further information.

DEVICE reads are not affected by the ACTIVE state of the group or item.

Refer to the Data Acquisition and Active State Behavior table earlier in this document for an overview of the server data acquisition behavior and its affect on functionality within this interface.

Parameters	Description
dwSource	The 'data source'; OPC_DS_CACHE or OPC_DS_DEVICE
dwCount	The number of items to be read.
phServer	The list of server item handles for the items to be read
ppItemValues	Array of structures in which the item values are returned.
ppErrors	Array of HRESULTs indicating the success of the individual item reads. The errors correspond to the handles passed in phServer. This indicates whether the read succeeded in obtaining a defined value, quality and timestamp. NOTE any FAILED error code indicates that the corresponding Value, Quality and Time stamp are UNDEFINED.

HRESULT Return Codes

Return Code	Description
S_OK	The operation succeeded.
S_FALSE	The operation succeeded but there are one or more errors in ppErrors. Refer to individual error returns for more information.
E_FAIL	The operation failed.
E_OUTOFMEMORY	Not enough memory
E_INVALIDARG	An argument to the function was invalid. (e.g dwCount=0)

ppError Codes

Return Code	Description
S_OK	Successful Read.
E_FAIL	The Read failed for this item
OPC_E_BADRIGHTS	The item is not readable
OPC_E_INVALIDHANDLE	The passed item handle was invalid.
OPC_E_UNKNOWNITEMID	The item is no longer available in the server address space.
S_xxx E_xxx	S_xxx - Vendor specific information can be provided if this item quality is other than GOOD. E_xxx - Vendor specific error if this item cannot be accessed. These vendor specific codes can be passed to GetErrorString().

Comments

If the HRESULT is S_OK, then ppError can be ignored (all results in it are guaranteed to be S_OK).

If the HRESULT is S_FALSE, then ppError will indicate which the status of each individual Item Read.

If the HRESULT is any FAILED code then (as noted earlier) the server should return NULL pointers for all OUT parameters including ppErrors.

For any S_xxx ppError code the client should assume the corresponding ITEMSTATE is well defined although the Quality may be UNCERTAIN or BAD. It is recommended (but not required) that server vendors provide additional information here regarding UNCERTAIN or BAD items.

For any FAILED ppError code the client should assume the corresponding ITEMSTATE is undefined. In fact the Server must set the corresponding ITEMSTATE VARIANT to VT_EMPTY so that it can be marshalled properly and so that the client can execute VariantClear on it.

Note that here (as in the OPCItemMgt methods) OPC_E_INVALIDHANDLE on one item will not affect the processing of other items and will cause the main HRESULT to return as S_FALSE

Expected behavior is that a CACHE read should be completed very quickly (within milliseconds). A DEVICE read may take a very long time (many seconds or more). Depending on the details of the implementation (e.g. which threading model is used) the DEVICE read may also prevent any other operations from being performed on the server by any other clients.

For this reason Clients are expected to use CACHE reads in most cases. DEVICE reads are intended for 'special' circumstances such as diagnostics.

The ppItemValues and ppErrors arrays are allocated by the server and must be freed by the client. Be sure to call **VariantClear()** on the variant in the ITEMRESULT.

4.5.5.2 IOPCSyncIO::Write

```
HRESULT Write(
    [in] DWORD dwCount,
    [in, size_is(dwCount)] OPCHANDLE * phServer,
    [in, size_is(dwCount)] VARIANT * pItemValues,
    [out, size_is(dwCount)] HRESULT ** ppErrors
);
```

Description

Writes values to one or more items in a group. The function runs to completion. The values are written to the DEVICE. That is, the function should not return until it verifies that the device has actually accepted (or rejected) the data.

Writes are not affected by the ACTIVE state of the group or item.

Parameters	Description
dwCount	Number of items to be written
phServer	The list of server item handles for the items to be read
pItemValues	List of values to be written to the items. The datatypes of the values do not need to match the datatypes of the target items. However an error will be returned if a conversion cannot be done.
ppErrors	Array of HRESULTs indicating the success of the individual item Writes. The errors correspond to the handles passed in phServer. This indicates whether the target device or system accepted the value. NOTE any FAILED error code indicates that the value was rejected by the device.

HRESULT Return Codes

Return Code	Description
S_OK	The operation succeeded.
S_FALSE	The operation succeeded but there are one or more errors in ppErrors. Refer to individual error returns for more information.
E_FAIL	The operation failed.
E_OUTOFMEMORY	Not enough memory
E_INVALIDARG	An argument to the function was invalid. (e.g dwCount=0)

ppError Codes

Return Code	Description
S_OK	The function was successful.
E_FAIL	The function was unsuccessful.
OPC_S_CLAMP	The value was accepted but was clamped.
OPC_E_RANGE	The value was out of range.
OPC_E_BADTYPE	The passed data type cannot be accepted for this item (See comment)
OPC_E_BADRIGHTS	The item is not writeable
OPC_E_INVALIDHANDLE	The passed item handle was invalid.
OPC_E_UNKNOWNITEMID	The item is no longer available in the server address space
E_xxx S_xxx	Vendor specific errors may also be returned. Descriptive information for such errors can be obtained from GetLastErrorString.

Comments

If the HRESULT is S_OK, then ppError can be ignored (all results in it are guaranteed to be S_OK).

If the HRESULT is any FAILED code then (as noted earlier) the server should return NULL pointers for all OUT parameters.

Note that here (as in the OPCItemMgt methods) OPC_E_INVALIDHANDLE on one item will not affect the processing of other items and will cause the main HRESULT to return as S_FALSE

As an alternative to OPC_E_BADTYPE it is acceptable for the server to return any FAILED error returned by VariantChangeType or VariantChangeTypeEx.

A DEVICE write may take a very long time (many seconds or more). Depending on the details of the implementation (e.g. which threading model is used) the DEVICE write may also prevent any other operations from being performed on the server by any other clients.

For this reason Clients are expected to use ASYNC write rather than SYNC write in most cases.

The ppErrors array is allocated by the server and must be freed by the client.

4.5.6 IOPCAsyncIO2

This interface is similar to IOPCAsync. This interface is intended to replace IOPCAsyncIO.

It differs from AsyncIO as follows;

- It is used to control a connection established with IConnectionPoint rather than IDataObject. ConnectionPoints have been found to be a much cleaner way to return data than IDataObject.
- Some of the error handling logic is enhanced. Read and Write are allowed to return additional errors (other than Bad Handle).
- The transaction ID logic has been changed. The previous (IOPCAsync) implementation did not work well in combination with COM marshalling.
- The async read from cache capability is removed. In practice this was just a slower and more complex form of a sync read from cache. Server design is simplified by removing this.

IOPCAsyncIO2 allows a client to perform asynchronous read and write operations to a server. The operations will be 'queued' and the function will return immediately so that the client can continue to run. Each operation is treated as a 'transaction' and is associated with a transaction ID. As the operations are completed, a callback will be made to the IOPCDataCallback in the client. The information in the callback will indicate the transaction ID and the results of the operation.

Also the expected behavior is that for any one transaction to Async Read, Write and Refresh, ALL of the results of that transaction will be returned in a single call to appropriate function in IOPCDataCallback.

A server must be able to 'queue' at least one transaction of each type (read, write, refresh) for each group. It is acceptable for a server to return an error (CONNECT_E_ADVISELIMIT) if more than one transaction of the same type is performed on the same group by the same client. Server vendors may of course support queuing of additional transactions if they wish.

All operations that are successfully started are expected to complete even if they complete with an error. The concept of 'time-out' is not explicitly addressed in this specification however it is expected that where appropriate the server will internally implement any needed time-out logic and return a server specific error to the caller if this occurs.

Client Implementation Note:

The Unique Transaction ID passed to Read, Write and Refresh is generated by the Client and is returned to the client in the callback as a way to identify the returned data. To insure proper client operation, this ID should generally be non-zero and should be unique to this particular client/server conversation. It does not need to be unique relative to other conversations by this or other clients. In any case however the transactionID is completely client specific and must not be checked by the server.

Note that the Group's Clienthandle is also returned in the callback and is generally sufficient to identify the returned data.

IMPORTANT NOTE: depending on the mix of client and server threading models used, it has been found in practice that the IOPCDataCallback can occur within the same thread as the Refresh, Read or Write and in fact can occur before the Read, Write or Refresh method returns to the caller.

Thus, if the client wants to save a record of the transaction in some list of 'outstanding transactions' in order to verify completion of a transaction it will need to generate the Transaction ID and save it BEFORE making the method call.

In practice most clients will probably not need to maintain such a list and so do not actually need to record the transaction ID.

4.5.6.1 IOPCAsyncIO2::Read

```
HRESULT Read(
    [in] DWORD dwCount,
    [in, size_is(dwCount)] OPCHANDLE * phServer,
    [in] DWORD dwTransactionID,
    [out] DWORD *pdwCancelID,
    [out, size_is(dwCount)] HRESULT ** ppErrors
);
```

Description

Read one or more items in a group. The results are returned via the client's IOPCDataCallback connection established through the server's IConnectionPointContainer.

Reads are from 'DEVICE' and are not affected by the ACTIVE state of the group or item.

Parameters	Description
dwCount	Number of items to be read.
phServer	Array of server item handles of the items to be read
dwTransactionID	The Client generated transaction ID. This is included in the 'completion' information provided to the OnReadComplete.
pdwCancelID	Place to return a Server generated ID to be used in case the operation needs to be canceled.
ppErrors	Array of errors for each item - returned by the server. See below.

HRESULT Return Codes

Return Code	Description
S_OK	The operation succeeded. The read was successfully initiated
E_FAIL	The operation failed.
E_OUTOFMEMORY	Not enough memory
E_INVALIDARG	An argument to the function was invalid. (e.g dwCount=0)
S_FALSE	One or more of the passed items could not be read The ppError array indicates which items in phServer could not be read. Any items which do not return errors (E) here will be read and results will be returned to OnReadComplete. Items which do return errors here will not be returned in the callback.
CONNECT_E_NOCONNECTION	The client has not registered a callback through IConnectionPoint::Advise.

ppError Codes

Return Code	Description
S_OK	The corresponding Item handle was valid and the item information will be returned on OnReadComplete.
E_FAIL	The Read failed for this item
OPC_E_BADRIGHTS	The item is not readable
OPC_E_INVALIDHANDLE	The passed item handle was invalid.
OPC_E_UNKNOWNITEMID	The item is no longer available in the server address space.
E_xxx S_xxx	Vendor specific errors may also be returned. Descriptive information for such errors can be obtained from GetLastErrorString.

Comments

Some servers will be ‘smarter’ at read time and return ‘early’ errors, others may simply queue the request with minimal checking and return ‘late’ errors in the callback. The client should be prepared to deal with this.

If the HRESULT is S_OK, then ppError can be ignored (all results in it are guaranteed to be S_OK).

If the HRESULT is any FAILED code then (as noted earlier) the server should return NULL pointers for all OUT parameters. Note that in this case no Callback will occur.

If ALL errors in ppError are Failure codes then No callback will take place.

Items for which ppError returns any success code (including S_xxx) will be returned in the OnReadComplete callback. Note that the error result for an item returned in the callback may differ from that returned from Read.

NOTE: the server must return all of the results in a single callback. Thus, if the items in the group require multiple physical transactions to one or more physical devices then the server must wait until all of them are complete before invoking OnReadComplete.

The Client must free the returned ppError array.

4.5.6.2 IOPCAsyncIO2::Write

```
HRESULT Write(
    [in] DWORD dwCount,
    [in, size_is(dwCount)] OPCHANDLE * phServer,
    [in, size_is(dwCount)] VARIANT * pItemValues,
    [in] DWORD dwTransactionID,
    [out] DWORD *pdwCancelID,
    [out, size_is(dwCount)] HRESULT ** ppErrors
);
```

Description

Write one or more items in a group. The results are returned via the client's IOPCDataCallback connection established through the server's IConnectionPointContainer.

Parameters	Description
dwCount	Number of items to be written
phServer	List of server items handles for the items to be written
pItemValues	List of values to be written. The value data types do not match the requested or canonical item datatype but must be 'convertible' to the canonical type.
dwTransactionID	The Client generated transaction ID. This is included in the 'completion' information provided to the OnWriteComplete.
pdwCancelID	Place to return a Server generated ID to be used in case the operation needs to be canceled.
ppErrors	Array of errors for each item - returned by the server. See below.

HRESULT Return Codes

Return Code	Description
S_OK	The operation succeeded.
E_FAIL	The operation failed.
E_OUTOFMEMORY	Not enough memory
E_INVALIDARG	An argument to the function was invalid. (e.g dwCount=0)
S_FALSE	One or more of the passed items could not be written The ppError array indicates which items in phServer could not be write. Any items which do not return errors (E) here will be written and results will be returned to OnWriteComplete. Items which do return errors here will not be returned in the callback.
CONNECT_E_NOCONNECTION	The client has not registered a callback through IConnectionPoint::Advise.

ppError Codes

Return Code	Description
S_OK	The corresponding Item handle was valid. The write will be attempted and the results will be returned on OnWriteComplete
E_FAIL	The function was unsuccessful.
OPC_E_BADRIGHTS	The item is not writeable
OPC_E_INVALIDHANDLE	The passed item handle was invalid.
OPC_E_UNKNOWNITEMID	The item is no longer available in the server address space
E_xxx S_xxx	Vendor specific errors may also be returned. Descriptive information for such errors can be obtained from GetLastErrorString.

Comments

Some servers will be ‘smarter’ at write time and return ‘early’ errors, others may simply queue the request with minimal checking and return ‘late’ errors in the callback. The client should be prepared to deal with this.

If the HRESULT is S_OK, then ppError can be ignored (all results in it are guaranteed to be S_OK).

If the HRESULT is any FAILED code then (as noted earlier) the server should return NULL pointers for all OUT parameters. Note that in this case no Callback will occur.

If ALL errors in ppError are Failure codes then No callback will take place.

Items for which ppError returns any success code (including S_xxx) will also have a result returned in the OnWriteComplete callback. Note that the error result for an item returned in the callback may differ from that returned from Write.

NOTE: all of the results must be returned by the server in a single callback. Thus if the items in the group require multiple physical transactions to one or more physical devices then the server must wait until all of them are complete before invoking the callback.

Client must free the returned ppError array.

4.5.6.3 IOPCAsyncIO2::Refresh2

```
HRESULT Refresh2(
    [in] OPCDATASOURCE dwSource,
    [in] DWORD dwTransactionID,
    [out] DWORD *pdwCancelID
);
```

Description

Force a callback to IOPCDataCallback::OnDataChange for all active items in the group (whether they have changed or not). Inactive items are not included in the callback.

Parameters	Description
dwSource	Data source CACHE or DEVICE. If the DEVICE, then all active items in the CACHE are refreshed from the device BEFORE the callback.
dwTransactionID	The Client generated transaction ID. This is included in the 'completion' information provided to the OnDataChange.
pdwCancelID	Place to return a Server generated ID to be used in case the operation needs to be canceled.

HRESULT Return Codes

Return Code	Description
S_OK	The operation succeeded.
E_FAIL	The operation failed. (See notes below)
E_OUTOFMEMORY	Not enough memory
E_INVALIDARG	An argument to the function was invalid.
CONNECT_E_NOCONNECTION	The client has not registered a callback through IConnectionPoint::Advise.

Comments

If the HRESULT is any FAILED code then no Callback will occur.

Calling Refresh for an InActive Group will return E_FAIL. Calling refresh for an Active Group, where all the items in the group are InActive also returns E_FAIL.

The behavior of this function is identical to what happens when Advise is called initially except that the OnDataChange Callback will include the transaction ID specified here. (The initial OnDataChange callback will contain a Transaction ID of 0). Thus if it is important to the client to distinguish between OnDataChange callbacks resulting from changes to values and OnDataChange callbacks resulting from a Refresh2 request then a non-zero ID should be passed to Refresh2().

Functionally it is also similar to what could be achieved by doing a READ of all of the active items in a group.

NOTE: all of the results must be returned in a single callback. Thus if the items in the group require multiple physical transactions to one or more physical devices then the server must wait until all of them are complete before invoking onDataChange.

The expected behavior is that this Refresh will not affect the timing of normal onDataChange callbacks which are based on the UpdateRate. For example, if the update rate is 1 hour and this method is called after 45 minutes then the server should still do its internal 'checking' at the end of the hour (15 minutes after the Refresh call). Calling this method may affect the contents of that next callback (15 minutes later) since only items where the value or status changed during that 15 minutes would be included. Items which had changed during the 45 minutes preceding the Refresh will be sent (along with all other values) as part of the Refresh Transaction. They would not be sent a second time at the end of the hour. The value sent in response to the Refresh becomes the 'last value sent' to the client when performing the normal subscription logic.

4.5.6.4 IOPCAsyncIO2::Cancel2

```
HRESULT Cancel2(
    [in] DWORD dwCancelID
);
```

Description

Request that the server cancel an outstanding transaction.

Parameters	Description
dwCancelID	The Server generated Cancel ID which was associated with the operation when it was initiated.

HRESULT Return Codes

Return Code	Description
S_OK	The operation succeeded.
E_FAIL	The operation failed. Either the Cancel ID was invalid or it was 'too late' to cancel the transaction.

Comments

The exact behavior (for example whether an operation that has actually started will be aborted) will be server specific and will also depend on the timing of the cancel request. Also, depending on the timing, a Callback for the transaction may or may not occur. This method is intended for use during shutdown of a task.

In general, if this operation succeeds then a OnCancelComplete callback will occur. If this operation fails then a read, write or datachange callback may occur (or may already have occurred).

4.5.6.5 IOPCAsyncIO2::SetEnable

```
HRESULT SetEnable(
    [in] BOOL bEnable
);
```

Description

Controls the operation of OnDataChange. Basically setting Enable to FALSE will disable any OnDataChange callbacks with a transaction ID of 0 (those which are not the result of a Refresh).

Parameters	Description
bEnable	TRUE enables OnDataChange callbacks, FALSE disables OnDataChange callbacks.

HRESULT Return Codes

Return Code	Description
S_OK	The operation succeeded.
CONNECT_E_NOCO NNECTION	The client has not registered a callback through IConnectionPoint::Advise.
E_FAIL	The operation failed.

Comments

The initial value of this variable when the group is created is TRUE and thus OnDataChange callbacks are enabled by default.

The purpose of this function is to allow a Connection to be established to an active group without necessarily enabling the OnDataChange notifications. An example might be a client doing an occasional Refresh from cache.

Even if a client does not intend to use the OnDataChange, it should still be prepared to deal with one or more OnDataChange callbacks which might occur before the client has time to disable them (i.e. at least free the memory associated with the 'out' parameters).

If the client really needs to prevent these initial unwanted callbacks then the following procedure can be used. Client creates and populates the group. Client sets the group Active state to FALSE. Client creates connection to group. Client uses this function to disable OnDataChange. sets the group Active state back to TRUE.

This does NOT affect operation of Refresh2(). I.e. calling Refresh2 will still result in an OnDataChange callback (with a non-zero transaction ID). Note that this allows Refresh to be used as essentially an Async read from Cache.

4.5.6.6 IOPCAsyncIO2::GetEnable

```
HRESULT GetEnable(
    [out] BOOL *pbEnable
);
```

Description

Retrieves the last Callback Enable value set with SetEnable.

Parameters	Description
pbEnable	Where to save the returned result.

HRESULT Return Codes

Return Code	Description
S_OK	The operation succeeded.
CONNECT_E_NOCONNECTION	The client has not registered a callback through IConnectionPoint::Advise.
E_FAIL	The operation failed.

Comments

See IOPCAsyncIO2::SetEnable() for additional information.

4.5.7 IConnectionPointContainer (on OPCGroup)

This interface provides functionality similar to the IDataObject but is easier to implement and to understand and also provides some functionality which was missing from the IDataObject Interface. The client must use the new IOPCAsyncIO2 interface to communicate via connections established with this interface. IOPCAsyncIO2 is described elsewhere. The 'old' IOPCAsync will continue to communicate via IDataObject connections as in the past.

The general principles of ConnectionPoints are not discussed here as they are covered very clearly in the Microsoft Documentation. The reader is assumed to be familiar with this technology. OPC 2.0 Compliant Servers are REQUIRED to support this interface.

Likewise the details of the IEnumConnectionPoints, IConnectionPoint and IEnumConnections interfaces are well defined by Microsoft and are not discussed here.

Note that IConnectionPointContainer is implemented on the OPCGROUP rather than on the individual items. This is to allow the creation of a Callback connection between the client and the group using the IOPCDataCallback Interface for the most efficient possible transfer of data (many items per transaction).

One callback object implemented by the client application can be used to service multiple groups. Therefore, information about the group and the particular transaction must be provided to the client application for it to be able to successfully interpret the items that are contained in the callback. Each callback will contain only items defined within the specified group.

Note: OPC Compliant servers are not required to support more than one connection between each Group and the Client. Given that groups are client specific entities it is expected that a single connection (to each group) will be sufficient for virtually all applications. For this reason (as per the COM Specification) the EnumConnections method for IConnectionPoint interface for the IOPCDataCallback is allowed to return E_NOTIMPL.

4.5.7.1 IConnectionPointContainer::EnumConnectionPoints

```
HRESULT EnumConnectionPoints(
    IEnumConnectionPoints **ppEnum
);
```

Description

Create an enumerator for the Connection Points supported between the OPC Group and the Client.

Parameters	Description
ppEnum	Where to save the pointer to the connection point enumerator. See the Microsoft documentation for a discussion of IEnumConnectionPoints.

HRESULT Return Codes

Return Code	Description
S_OK	The function was successful.
For other codes see the OLE programmers reference	

Comments

OPCServers must return an enumerator that includes IOPCDataCallback. Additional vendor specific callbacks are also allowed.

4.5.7.2 IConnectionPointContainer:: FindConnectionPoint

```
HRESULT FindConnectionPoint(
    REFIID riid,
    IConnectionPoint **ppCP
);
```

Description

Find a particular connection point between the OPC Group and the Client.

Parameters	Description
ppCP	Where to store the Connection Point. See the Microsoft documentation for a discussion of IConnectionPoint.
riid	The IID of the Connection Point. (e.g. IID_IOPCDataCallBack)

HRESULT Return Codes

Return Code	Description
S_OK	The function was successful.
For other codes see the OLE programmers reference	

Comments

OPCServers must support IID_IOPCDataCallBack. Additional vendor specific callbacks are also allowed.

4.5.8 IEnumOPCItemAttributes

IEnumOPCItemAttributes allows a client to find out the contents (items) of a group and the attributes of those items.

NOTE: most of the returned information was either supplied by or returned to the client at the time it called AddItem.

The optional EU information (see the OPCITEMATTRIBUTES discussion) may be very useful to some clients. This interface is also useful for debugging or for enumerating the contents of a public group.

This interface is returned only by IOPCItemMgt::CreateEnumerator. It is not available through query interface.

Since enumeration is a standard interface this is described only briefly.

See the OLE Programmer's reference for Enumerators for a list and discussion of error codes.

4.5.8.1 IEnumOPCItemAttributes::Next

```
HRESULT Next(
    [in] ULONG celt,
    [out, size_is(*pceltFetched)] OPCITEMATTRIBUTES ** ppItemArray,
    [out] ULONG * pceltFetched
);
```

Description

Fetch the next 'celt' items from the group.

Parameters	Description
celt	number of items to be fetched.
ppItemArray	Array of OPCITEMATTRIBUTES. Returned by the server.
pceltFetched	Number of items actually returned.

Comments

The client must free the returned OPCITEMATTRIBUTES structure including the contained items; szItemID, szAccessPath, pBlob, vEUInfo.

4.5.8.2 IEnumOPCItemAttributes::Skip

```
HRESULT Skip(  
    [in] ULONG celt  
);
```

Description

Skip over the next 'celt' attributes.

Parameters	Description
celt	Number of items to skip

Comments

Skip is probably not useful in the context of OPC.

4.5.8.3 IEnumOPCItemAttributes::Reset

```
HRESULT Reset(  
    void  
);
```

Description

Reset the enumerator back to the first item.

Parameters	Description
void	

Comments

4.5.8.4 IEnumOPCItemAttributes::Clone

```
HRESULT Clone(  
    [out] IEnumOPCItemAttributes** ppEnumItemAttributes  
);
```

Description

Create a 2nd copy of the enumerator. The new enumerator will initially be in the same 'state' as the current enumerator.

Parameters	Description
ppEnumItemAttributes	Place to return the new interface

Comments

The client must release the returned interface pointer when it is done with it.

4.5.9 IOPCAsyncIO (old)

IOPCAsyncIO allows a client to perform asynchronous read and write operations to a server. The operations will be 'queued' and the function will return immediately so that the client can continue to run. Each operation is treated as a 'transaction' and is associated with a transaction ID. As the operations are completed, a callback will be made to the IAdvise Sink in the client (if one has been established). The information in the callback will indicate the transaction ID and the error results. By convention, 0 is an invalid transaction id.

Also the expected behavior is that for any one transaction to Async Read, Write and Refresh, ALL of the results of that transaction will be returned in a single call to onDataChange.

A server must be able to 'queue' at least one transaction of each type (read, write, refresh) for each group. It is acceptable for a server to return an error (CONNECT_E_ADVISELIMIT) if more than one transaction of the same type is performed on the same group by the same client. Server vendors may of course support queuing of additional transactions if they wish.

All operations are expected to complete even if they complete with an error. The concept of 'time-out' is not explicitly addressed in this specification however it is expected that where appropriate the server will internally implement any needed time-out logic.

Client Implementation Note:

The Transaction ID is generated by the Server and returned to the client in the callback. Some clients may want to save the ID returned by the server in some list of 'outstanding transactions' in order to verify completion of a transaction. This could be complicated if the onDataChange callback occurs before the client has saved the returned ID.

Note: Version 1.0 of this specification suggested an approach involving critical sections. However, depending on the mix of client and server threading models used, it has been found in practice that the onDataChange callback can occur within the same thread as the Read or Write and in fact can occur before the Read or Write returns to the caller. Clearly, critical sections cannot resolve this case.

Although it has also been found in practice that many clients do not actually need to record the transaction ID (the Group's ClientHandle is generally sufficient to identify the returned data), the following possible approach is suggested for those cases where this is needed.

Mainline Code

```
START CRITICAL SECTION
RECORD ALL NEEDED INFO ABOUT TRANSACTION EXCEPT TID.
CLEAR 'TID COMPLETED'
SET A SPECIAL FLAG: 'TID PENDING'
IOPCAsyncIO::Read or Write or Refresh
CHECK 'TID COMPLETED'
IF SET AND EQUAL TO RETURNED TID THEN TRANSACTION IS COMPLETE
ELSE SAVE TRANSACTION ID IN LIST OF PENDING TRANSACTIONS
CLEAR 'TID PENDING'
END CRITICAL SECTION
```

...

OnChange Code

```
START CRITICAL SECTION
READ DATA STREAM AND LOCATE TRANSACTION ID
LOCATE TRANSACTION ID IN LIST OF PENDING TRANSACTIONS
IF NOT FOUND, CHECK 'TID PENDING'
IF 'TID PENDING' SET THEN RECORD THIS TID IN 'TID COMPLETED'
END CRITICAL SECTION
```

...

4.5.9.1 IOPCAsyncIO::Read

```
HRESULT Read(
    [in] DWORD dwConnection,
    [in] OPCDATASOURCE dwSource,
    [in] DWORD dwCount,
    [in, size_is(dwCount)] OPCHANDLE * phServer,
    [out] DWORD *pTransactionID,
    [out, size_is(dwCount)] HRESULT ** ppErrors
);
```

Description

Read one or more items in a group. The results are returned via the IAdvise Sink connection established through the IDataObject.

For CACHE reads the data is only valid if both the group and the item are active.

DEVICE reads are not affected by the ACTIVE state of the group or item.

Parameters	Description
dwConnection	The OLE Connection number returned from IDataObject::DAdvise. This is passed to help the server determine which advise sink to call when the request completes.
dwSource	The data source; OPC_DS_CACHE or OPC_DS_DEVICE
dwCount	Number of items to be read.
phServer	Array of server item handles of the items to be read
pTransactionID	Place to return a Server generated transaction ID. This is included in the 'completion' information provided to the IAdvise.
ppErrors	Array of errors for each item - returned by the server. Indicates only if the corresponding server handle was valid. Any other errors (communications time-out, access rights, etc.) will be returned in the callback. Note that at this time the only item level status information available in the callback is the QUALITY field.

HRESULT Return Codes

Return Code	Description
S_OK	The operation succeeded. The read was successfully initiated
E_FAIL	The operation failed.
E_OUTOFMEMORY	Not enough memory
E_INVALIDARG	An argument to the function was invalid.
S_FALSE	One or more of the passed handles was invalid. The ppError array indicates which handles in phServer were invalid. NOTE if any handle is invalid this error is returned and the entire ASYNC Read operation is rejected. No callback will occur.
CONNECT_E_NOCONNECTION	The client has not registered a callback of type OPCSTMFORMATDATA or OPCSTMFORMATDATATIME through IDataObject:DAdvise.

ppError Codes

Return Code	Description
S_OK	The corresponding Item handle was valid.
OPC_E_INVALIDHANDLE	The corresponding Item handle was invalid

Comments

If the HRESULT is S_OK, then ppError can be ignored (all results in it are guaranteed to be S_OK).

If the HRESULT is any FAILED code then (as noted earlier) the server should return NULL pointers for all OUT parameters. Note that in this case no Callback will occur.

Note that there is a difference in the handling of OPE_E_INVALIDHANDLE between SYNC read and ASYNC read. In this case (ASYNC read) an INVALIDHANDLE on one item will cause the entire request to be rejected and will cause the main HRESULT to return as S_FALSE. In this case the ppErrors will contain one or more OPC_E_INVALIDHANDLE errors and no callback will occur.

The only item specific error checking done by this call is to validate the passed handles. Thus ppErrors always contains values of either S_OK or OPC_E_INVALIDHANDLE. If all of the passed handles are valid and the operation is performed then all item level error returns will be via onDataChange. Note that at this time the only item level status information available in the Callback is the QUALITY field.

NOTE: all of the results must be returned by the server in a single callback.

If the items in the group require multiple physical transactions to one or more physical devices then the server must wait until all of them are complete before invoking onDataChange.

The Client must free the returned ppError array.

The transaction ID generated by the server should be globally unique and non-zero.

The transaction ID is used to identify the results that are returned in the onDataChange. The client may also use the transactionID when attempting to cancel an in progress asynchronous function

4.5.9.2 IOPCAsyncIO::Write

```
HRESULT Write(
    [in] DWORD dwConnection,
    [in] DWORD dwCount,
    [in, size_is(dwCount)] OPCHANDLE * phServer,
    [in, size_is(dwCount)] VARIANT * pItemValues,
    [out] DWORD *pTransactionID,
    [out, size_is(dwCount)] HRESULT ** ppErrors
);
```

Description

Write one or more items in a group. The results are returned via the IAdviseSink connection established through the IDataObject.

Parameters	Description
dwConnection	The OLE Connection number returned from IDataObject::DAdvise. This is passed to help the server determine which advise sink to call when the request completes.
dwCount	Number of items to be written
phServer	List of server items handles for the items to be written
pItemValues	List of values to be written. The value data types do not match the requested or canonical item datatype but must be 'convertible' to the canonical type.
pTransactionID	Place to return a Server generated transaction ID. This is included in the 'completion' information provided to the IAdvise.
ppErrors	Array of errors for each item - returned by the server. Indicates only if the corresponding server handle was valid. Any other errors (communications time-out, access rights, etc.) will be returned in the callback.

HRESULT Return Codes

Return Code	Description
S_OK	The operation succeeded.
E_FAIL	The operation failed.
E_OUTOFMEMORY	Not enough memory
E_INVALIDARG	An argument to the function was invalid.
S_FALSE	One or more of the passed handles was invalid. The ppError array indicates which handles in phServer were invalid. NOTE that if any handle is invalid this error is returned and the entire operation is rejected. No callback will occur.
CONNECT_E_NOCONNECTION	The client has not registered a callback of type OPCSTMFORMATWRITECOMPLETE through IDataObject:DAdvise.

ppError Codes

Return Code	Description
S_OK	The corresponding Item handle was valid.
OPC_E_INVALIDHANDLE	The corresponding Item handle was invalid

Comments

If the HRESULT is S_OK, then ppError can be ignored (all results in it are guaranteed to be S_OK).

If the HRESULT is any FAILED code then (as noted earlier) the server should return NULL pointers for all OUT parameters. Note that in this case no Callback will occur.

Note that there is a difference in the handling of OPE_E_INVALIDHANDLE between SYNC write and ASYNC write. In this case (ASYNC write) an INVALIDHANDLE on one item will cause the entire request to be rejected and will cause the main HRESULT to return as S_FALSE. In this case the ppErrors will contain one or more OPC_E_INVALIDHANDLE errors and no callback will occur.

The only item specific error checking done by this call is to validate the passed handles. . Thus ppErrors always contains values of either S_OK or OPC_E_INVALIDHANDLE. If all of the passed handles are valid and the operation is performed then all item level error returns will be via OnDataChange. These error codes have the same values as those returned by IOPCSyncIO::Write.

NOTE: all of the results must be returned by the server in a single callback.

If the items in the group require multiple physical transactions to one or more physical devices then the server must wait until all of them are complete before invoking OnDataChange.

Client must free the returned ppError array.

See the notes under 'Read' regarding the transaction ID.

4.5.9.3 IOPCAsyncIO::Refresh

```
HRESULT Refresh(
    [in] DWORD dwConnection,
    [in] OPCDATASOURCE dwSource,
    [out] DWORD *pTransactionID
);
```

Description

Force a callback for all active items in the group (whether they have changed or not). Inactive items are not included in the callback.

Parameters	Description
dwConnection	The OLE Connection number returned from IDataObject::DAdvise. This is passed to help the server determine which advise sync to call when the request completes.
dwSource	Data source CACHE or DEVICE
pTransactionID	Place to return a Server generated transaction ID. This is included in the 'completion' information provided to the IAdvise.

HRESULT Return Codes

Return Code	Description
S_OK	The operation succeeded.
E_FAIL	The operation failed. (See notes below)
E_OUTOFMEMORY	Not enough memory
E_INVALIDARG	An argument to the function was invalid.
CONNECT_E_NOCONNECTION	The client has not registered a callback of type OPCSTMFORMATDATA or OPCSTMFORMATDATATIME through IDataObject:DAdvise.

Comments

If the HRESULT is any FAILED code then no Callback will occur.

Calling refresh for an InActive Group will return E_FAIL. Calling refresh for an Active Group, where all the items in the group are InActive also returns E_FAIL.

The behavior of this function is identical to what happens when DAdvise is called using ADVF_PRIMEFIRST except that the Callback will include a non-zero transaction ID.

Functionally it is also similar to what could be achieved by doing a READ from CACHE of all of the active items in a group.

NOTE: all of the results must be returned in a single callback.

If the items in the group require multiple physical transactions to one or more physical devices then the server must wait until all of them are complete before invoking onDataChange.

The expected behavior is that this Refresh will not affect the timing of normal onDataChange callbacks which are based on the UpdateRate. For example, if the update rate is 1 hour and this method is called after 45 minutes then the server should still do its internal 'checking' at the end of the hour (15 minutes after the Refresh call). Calling this method may affect the contents of that next callback (15 minutes later) since only items where the value or status changed during that 15 minutes would be included. Items which had changed during the 45 minutes preceding the Refresh will be sent (along with all other values) as part of the Refresh Transaction. They would not be sent a second time at the end of the hour. The value sent in response to the Refresh becomes the 'last value sent' to the client when performing the normal subscription logic.

See the notes under 'Read' regarding the transaction ID.

4.5.9.4 IOPCAsyncIO::Cancel

```
HRESULT Cancel(
    [in] DWORD dwTransactionID
);
```

Description

Request that the server cancel an outstanding transaction.

Parameters	Description
dwTransactionID	The transaction ID which was associated with the operation to be canceled.

HRESULT Return Codes

Return Code	Description
S_OK	The operation succeeded.
E_FAIL	The operation failed. Either the transaction ID was invalid or it was 'too late' to cancel the transaction.

Comments

The exact behavior (for example whether an operation that has actually started will be aborted) will be server specific and will also depend on the timing of the cancel request. Also, depending on the timing, a Callback for the transaction may or may not occur. This method is intended to be used during shutdown of a task.

In general, if this operation succeeds then no callback will occur. If this operation fails then a callback may occur (or may already have occurred).

4.5.10 IDataObject (old)

The OPC Specification requires the IDataObject to be implemented for the OPC servers.

IDataObject is implemented on the OPCGroup rather than on the individual items. This allows the creation of an Advise connection between the client and the group using the OPC Data Stream Formats for the efficient data transfer.

It is required that the following methods be supported.

DAdvise

DUnadvise

Because the IDataObject deals with a STREAM rather than individual items, the following methods do not need to be supported (they can be implemented as stubs which return E_NOTIMPL).

GetData

GetDataHere

GetCanonicalFormatEtc

The server vendor may chose to implement additional methods on the IDataObject. It is the intent of this design that data items be transferred to applications primarily via the Advise connection or via the Synchronous or Asynchronous Read methods.

The data returned to the Advise connection is returned via a IAdviseSink which receives data in a Global Memory Section also referred to here as the 'stream'. These streams can be in several formats. They are used to provide exception data as well as completion information for Async Reads and Writes. The stream formats are

“OPCSTMFORMATDATA”

“OPCSTMFORMATDATATIME”

“OPCSTMFORMATWRITECOMPLETE”

Use the function

RegisterClipboardFormat()

to obtain the format value (cfFormat) to be used for data transfers between OPC client applications and OPC server applications.

The registered callback function (OnDataChange in the client's IAdviseSink) may be specified by the client application so that it spans multiple groups. Information about the group (the Group's ClientHandle) must be provided to the client application as part of the stream so that the client can successfully interpret the items that are contained in the data stream. Each data stream will only contain the items defined within the specified group.

Because of the nature of the asynchronous calls, OLE requires that no synchronous calls are made from a method that has been called asynchronously (as all of the IAdviseSink methods are) which would cause the asynchronous function to be blocked. It is very important that the methods that are called asynchronously (the IAdviseSink methods) have limited processing, and return quickly. Lengthy processing should be done outside of the context of the asynchronous method that has been invoked.

It is the client application's responsibility to keep up with the data changes that the server (configured by the client app) sends. The client should assume that the server may send data at the update rate specified in the group, and that for each group that identical throughput may occur. Various Windows and OLE related internal errors can result if the server sends data faster than the client can receive it.

The performance of the OPC servers and OPC clients is highly tied to the developers implementation of these critical interfaces.

The server should be implemented to optimize the acquisition of the data items for multiple clients wherever possible. This means that it is best for the server to read data from devices at the fastest rate possible: (a) to support the needs of multiple clients configured for the same item or (b), if a single client has configured the same item in different groups at different update rates.

Refer to the OLE programming manual for a tutorial and guide to implementing the required functionality.

4.5.10.1 IDataObject::DAdvise

```
HRESULT DAdvise(
    FORMATETC *pFmt,
    DWORD adv,
    LPADVISESINK pSnk,
    DWORD * pConnection
);
```

Description

Create a connection for a particular ‘stream’ format between the OPC Group and the Client.

Parameters	Description
pFmt	The format in which the client is interested. This will always be one of the three supported OPC formats as described below.
adv	Data Advise Flags specifier. Not used by OPC.
pSnk	Pointer to the Client’s IAdviseSink
pConnection	OLE Connection key for use with IOPCAsyncIO and UnAdvise

HRESULT Return Codes

Return Code	Description
S_OK	The function was successful.
CONNECT_E_ADVISELIMIT	The group cannot support additional connections of this type.
For other codes see the OLE programmers reference	

Comments

Since groups are specific to a client, it is sufficient for OPC Compliance that a group support only a single ‘connection point’ for each stream format. A second attempt by the same client to subscribe to the same stream format on the same group may return CONNECT_E_ADVISELIMIT.

The Advise Flags Parameter (adv) is not used by OPC. Servers should ignore this parameter and should always send a copy of all data items when a connection is made. Note that this is equivalent to the behavior associated with ADVF_PRIMEFIRST.

It is expected that a client will assign unique values to the group and item client handles if they intend to use any of the asynchronous functions of the OPC interfaces, including IOPCAsyncIO, and IDataObject/IAdviseSink interfaces, since this is the only key to the information that the server provides back to the client with the OnDataChange stream.

The 'formats' really represent different types of events rather than different formats for the same data.

The FORMATETC must be filled in as follows;

```
fe.cfFormat = OPCSTMFORMATDATA or  
             OPCSTMFORMATDATATIME or  
             OPCSTMFORMATWRITECOMPLETE.  
             (See RegisterClipboardFormat())  
fe.dwAspect = DVASPECT_CONTENT;  
fe.ptd = NULL;  
fe.tymed = TYMED_HGLOBAL;  
fe.lindex = -1;
```

The storage medium will always be TYMED_HGLOBAL (for computability with DCOM).

4.5.10.2 IDataObject::DUnadvise

```
HRESULT DUnadvise(
    DWORD Connection
);
```

Description

Terminate a connection between the OPC Group and the Client.

Parameters	Description
Connection	The connection to be terminated

HRESULT Return Codes

Return Code	Description
S_OK	The function was successful.
For other codes see the OLE programmers reference	

Comments

4.6 Client Side Interfaces

4.6.1 IOPCDataCallback

In order to use connection points, the client must create an object that supports both the IUnknown and IOPCDataCallback Interface. The client would pass a pointer to the IUnknown interface (NOT the IOPCDataCallback) to the Advise method of the proper IConnectionPoint in the server (as obtained from IConnectionPointContainer:: FindConnectionPoint or EnumConnectionPoints). The Server will call QueryInterface on the client object to obtain the IOPCDataCallback interface. Note that the transaction must be performed in this way in order for the interface marshalling to work properly for Local or Remote servers.

All of the methods below must be implemented by the client.

This Interface will be called as a result of changes in the data of the group (OnDataChange) and also as a result of calls to the IOPCAsyncIO2 interface.

Note: although it is not recommended, the client could change the active status of the group or items while an Async call is outstanding. The server should be able to deal with this in a reasonable fashion (i.e. not crash) although the exact behavior is undefined.

Note: memory management follows the standard COM rules. That is, the server allocates 'in' parameters and frees them after the client returns. The client only frees 'out' parameters. In the case of these callbacks there are no 'out' parameters so all memory is owned by the server.

4.6.1.1 IOPCDataCallback::OnDataChange

```

HRESULT OnDataChange(
    [in] DWORD dwTransid,
    [in] OPCHANDLE hGroup,
    [in] HRESULT hrMasterquality,
    [in] HRESULT hrMastererror,
    [in] DWORD dwCount,
    [in, sizeis(dwCount)] OPCHANDLE * phClientItems,
    [in, sizeis(dwCount)] VARIANT * pvValues,
    [in, sizeis(dwCount)] WORD * pwQualities,
    [in, sizeis(dwCount)] FILETIME * pftTimeStamps,
    [in, sizeis(dwCount)] HRESULT *pErrors
);
    
```

Description

This method is provided by the client to handle notifications from the OPC Group for exception based data changes and Refreshes.

Parameters	Description
dwTransid	0 if the call is the result of an ordinary subscription. If the call is the result of a call to Refresh2 then this is the value passed to Refresh2.
hGroup	The Client handle of the group
hrMasterquality	S_OK if OPC_QUALITY_MASK for all 'qualities' are OPC_QUALITY_GOOD, S_FALSE otherwise.
hrMastererror	S_OK if all 'errors are S_OK, S_FALSE otherwise.
dwCount	The number of items in the client handle list
phClientItems	The list of client handles for the items which have changed.
pvValues	A List of VARIANTS containing the values (in RequestedDataType) for the items which have changed.
pwQualities	A List of Quality values for the items
pftTimeStamps	A list of TimeStamps for the items
pErrors	A list of HRESULTS for the items. If the quality of a data item has changed to UNCERTAIN or BAD., this field allows the server to return additional server specific errors which provide more useful information to the user. See below.

HRESULT Return Codes

Return Code	Description
S_OK	The client must always return S_OK.

'pErrors' Return Codes

Return Code	Description
S_OK	The returned data for this item quality is GOOD.
E_FAIL	The Operation failed for this item.
OPC_E_BADRIGHTS	The item is or has become not readable.
OPC_E_UNKNOWNITEMID	The item is no longer available in the server address space.
S_XXX, E_XXX	S_XXX - Vendor specific information can be provided if this item quality is other than GOOD. E_XXX - Vendor specific error if this item cannot be accessed. These vendor specific codes can be passed to GetLastErrorString().

Comments

For any S_XXX pErrors code the client should assume the corresponding Value, Quality and Timestamp are well defined although the Quality may be UNCERTAIN or BAD. It is recommended (but not required) that server vendors provide additional information here regarding UNCERTAIN or BAD items.

For any FAILED ppError code the client should assume the corresponding Value, Quality and Timestamp are undefined. In fact the Server must set the corresponding Value VARIANT to VT_EMPTY so that it can be marshalled properly.

This section will discuss the reasons why the client may receive callbacks.

Callbacks can occur for the following reasons;

- One or more 'data change' events. These will happen for active items within an active group where the value or quality of the item has changed. They will happen no faster than the 'updaterate' of the group. Deadband is used to determine what items have changed. The TransactionID will be 0 in this case. In general, additional updates are not sent unless there is a change in value or quality.
- Refresh Request made through the AsyncIO2 interface. These will happen for all active items in an active group. They will happen as soon as possible after the refresh request is made. The handle list will contain the handles for all of the active items in the group. The transaction ID will be non-0 in this case.

The 'errors' array can return additional information in the case where the server is having problems obtaining data for an Item. These vendor specific errors could contain helpful information about communications errors or device status. E_FAIL, while allowed, is generally not a very helpful error to return.

Note: although it is not recommended, the client could change the active status of the group or items while an Async call is outstanding. The server should be able to deal with this in a reasonable fashion (i.e. not crash) although the exact behavior is undefined.

During cleanup after the callback the Server must be sure to do a VariantClear() on each of the value Variants.

4.6.1.2 IOPCDataCallback::OnReadComplete

```

HRESULT OnReadComplete(
    [in] DWORD dwTransid,
    [in] OPCHANDLE hGroup,
    [in] HRESULT hrMasterquality,
    [in] HRESULT hrMastererror,
    [in] DWORD dwCount,
    [in, sizeis(dwCount)] OPCHANDLE * phClientItems,
    [in, sizeis(dwCount)] VARIANT * pvValues,
    [in, sizeis(dwCount)] WORD * pwQualities,
    [in, sizeis(dwCount)] FILETIME * pftTimeStamps,
    [in, sizeis(dwCount)] HRESULT *pErrors
);
    
```

Description

This method is provided by the client to handle notifications from the OPC Group on completion of Async Reads.

Parameters	Description
dwTransid	The TransactionID returned to the client when the Read was initiated.
hGroup	The Client handle of the group
hrMasterquality	S_OK if OPC_QUALITY_MASK for all 'qualities' are OPC_QUALITY_GOOD, S_FALSE otherwise.
hrMastererror	S_OK if all 'errors are S_OK, S_FALSE otherwise.
dwCount	The number of items in the client handle, values, qualities, times and errors lists. This may be less than the number of items passed to Read. Items for which errors were detected and returned from Read are not included in the callback.
phClientItems	The list of client handles for the items which were read. This is NOT guaranteed to be in any particular order although it will match the values, qualities, times and errors array.
pvValues	A List of VARIANTS containing the values (in RequestedDataType) for the items.
pwQualities	A List of Quality values for the items
pftTimeStamps	A list of TimeStamps for the items
pErrors	A list of HRESULTS for the items. If the system is unable to return data for an item, this field allows the server to return additional server specific errors which provide more useful information to the user.

HRESULT Return Codes

Return Code	Description
S_OK	The client must always return S_OK

'pErrors' Return Codes

Return Code	Description
S_OK	The returned data for this item quality is GOOD.
E_FAIL	The Read failed for this item
OPC_E_BADRIGHTS	The item is not readable
OPC_E_INVALIDHANDLE	The passed item handle was invalid. (Generally this should already have been tested by AsyncIO2::Read).
OPC_E_UNKNOWNITEMID	The item is no longer available in the server address space.
S_xxx, E_xxx	S_xxx - Vendor specific information can be provided if this item quality is other than GOOD. E_xxx - Vendor specific error if this item cannot be accessed. These vendor specific codes can be passed to GetLastErrorString().

Comments

For any S_xxx pErrors code the client should assume the corresponding Value, Quality and Timestamp are well defined although the Quality may be UNCERTAIN or BAD. It is recommended (but not required) that server vendors provide additional information here regarding UNCERTAIN or BAD items.

For any FAILED ppError code the client should assume the corresponding Value, Quality and Timestamp are undefined. In fact the Server must set the corresponding Value VARIANT to VT_EMPTY so that it can be marshalled properly.

Items for which an error (E_xxx) was returned in the initial AsyncIO2 Read request will NOT be returned here. I.e. the returned list may be 'sparse'. Also the order of the returned list is not specified (it may not match the order of the list passed to read).

This Callback occurs only after an AsyncIO2 Read.

The 'pErrors' array can return additional information in the case where the server is having problems obtaining data for an Item. These vendor specific errors could contain helpful information about communications errors or device status. E_FAIL, while allowed, is generally not a very helpful error to return.

4.6.1.3 IOPCDataCallback::OnWriteComplete

```

HRESULT OnWriteComplete(
    [in] DWORD dwTransid,
    [in] OPCHANDLE hGroup,
    [in] HRESULT hrMasterError,
    [in] DWORD dwCount,
    [in, sizeis(dwCount)] OPCHANDLE * phClientItems,
    [in, sizeis(dwCount)] HRESULT * pError
);
    
```

Description

This method is provided by the client to handle notifications from the OPC Group on completion of AsyncIO2 Writes.

Parameters	Description
dwTransid	The TransactionID returned to the client when the Write was initiated.
hGroup	The Client handle of the group
hrMasterError	S_OK if all 'errors are S_OK, S_FALSE otherwise.
dwCount	The number of items in the client handle and errors list. This may be less than the number of items passed to Write. . Items for which errors were detected and returned from Write are not included in the callback.
phClientItems	The list of client handles for the items which were written. This is NOT guaranteed to be in any particular order although it must match the 'errors' array.
pErrors	A List of HRESULTs for the items. Note that Servers are allowed to define vendor specific error codes here. These codes can be passed to GetErrorString().

HRESULT Return Codes

Return Code	Description
S_OK	The client must always return S_OK

'pErrors' Return Codes

Return Code	Description
S_OK	The data item was written.
OPC_E_BADRIGHTS	The item is not writable.
OPC_E_INVALIDHANDLE	The passed item handle was invalid. (Generally this should already have been tested by AsyncIO2::Write).
OPC_E_UNKNOWNITEMID	The item is no longer available in the server address space.
S_xxx, E_xxx	S_xxx - the data item was written but there is a vendor specific warning (for example the value was clamped).

	E_xxx - the data item was NOT written and there is a vendor specific error which provides more information (for example the device is offline). These codes can be passed to GetLastErrorString().
--	--

Comments

Items for which an error (E_xxx) was returned in the initial AsyncIO2 Write request will NOT be returned here. I.e. the returned list may be 'sparse'. Also the order of the returned list is not specified (it may not match the order of the list passed to write).

This Callback occurs only after an AsyncIO2 Write.

The 'errors' array can return additional information in the case where the server is having problems accessing data for an Item. These vendor specific errors could contain helpful information about communications errors or device status. E_FAIL, while allowed, is generally not a very helpful error to return.

4.6.1.4 IOPCDataCallback::OnCancelComplete

```
HRESULT OnCancelComplete(
    [in] DWORD dwTransid,
    [in] OPCHANDLE hGroup
);
```

Description

This method is provided by the client to handle notifications from the OPC Group on completion of Async Cancel.

Parameters	Description
dwTransid	The TransactionID provided by the client when the Read, Write or Refresh was initiated.
hGroup	The Client handle of the group

HRESULT Return Codes

Return Code	Description
S_OK	The client must always return S_OK

Comments

This Callback occurs only after an AsyncIO2 Cancel. Note that if the Cancel Request returned S_OK then the client can expect to receive this callback. If the Cancel request Failed then the client should NOT receive this callback

4.6.2 IOPCShutdown

In order to use this connection point, the client must create an object that supports both the IUnknown and IOPCShutdown Interface. The client would pass a pointer to the IUnknown interface (NOT the IOPCShutdown) to the Advise method of the proper IConnectionPoint in the server (as obtained from IConnectionPointContainer:: FindConnectionPoint or EnumConnectionPoints). The Server will call QueryInterface on the client object to obtain the IOPCShutdown interface. Note that the transaction must be performed in this way in order for the interface marshalling to work properly for Local or Remote servers.

The ShutdownRequest method on this Interface will be called when the server needs to shutdown. The client should release all connections and interfaces for this server.

A client which is connected to multiple OPCServers (for example Data access and/or other servers such as Alarms and events servers from one or more vendors) should maintain separate shutdown callbacks for each object since any server can shut down independently of the others.

4.6.2.1 IOPCShutdown::ShutdownRequest

```
HRESULT ShutdownRequest (
    [in] LPWSTR szReason
);
```

Description

This method is provided by the client so that the server can request that the client disconnect from the server. The client should UnAdvise all connections, Remove all groups and release all interfaces.

Parameters	Description
szReason	An optional text string provided by the server indicating the reason for the shutdown. The server may pass a pointer to a NUL string if no reason is provided.

HRESULT Return Codes

Return Code	Description
S_OK	The client must always return S_OK.

Comments

The shutdown connection point is on a 'per COM object' basis. That is, it relates to the object created by CoCreate... If a client connects to multiple COM objects then it should monitor each one separately for shutdown requests.

4.6.3 IAdviseSink (old)

The client need only provide a full implementation of OnDataChange. The other methods of IAdviseSink can be implemented as stubs since they will never be called. Callbacks can occur for several reasons; simple Subscription, Async Read, Async Write, Refresh. A client can be written such that it performs several of these operations in parallel. In this case the client can determine the 'cause' of a particular callback by examining first the data format as provided in the FORMATETC and second the Transaction ID as contained in the stream.

Because of the nature of the asynchronous calls, OLE requires that no synchronous calls are made from a method that has been called asynchronously (as all of the IAdviseSink methods are) which would cause the asynchronous function to be blocked. It is very important that the methods that are called asynchronously (the IAdviseSink methods) have limited processing, and return quickly. Lengthy processing should be done outside of the context of the asynchronous method that has been invoked.

It is client application responsibility to keep up with the data changes that the server has been configured by the client application to send. The client should assume that the server may send data at the update rate specified in the group, and that for each group that identical throughput may occur. Various Windows and OLE related internal errors can result if the server sends data faster than the client can receive it. The performance of the OPC servers and OPC clients is highly tied to the developers implementation of these critical interfaces.

4.6.3.1 IAdviseSink::OnDataChange

```
void OnDataChange (
    [in] FORMATETC * pFE,
    [in] STGMEDIUM * pSTM
);
```

Description

This method is provided by the client to handle notifications from the OPC Group for exception based data changes, Async reads and Refreshes and Async Write Complete.

Parameters	Description
pFE	the format of the data being receive by the sink
pSTM	the storage medium containing the data.

Comments

This section will discuss the reasons why the client may receive callbacks, the contents of FORMATETC and the contents of the STGMEDIUM.

Note that the caller (the server) owns and will free the storage since the parameters are all 'in's.

The client should NOT free the STGMEDIUM. Also note that the storage is valid only for the duration of the OnDataChange call.

Callbacks can occur for several reasons;

- One or more 'data change' events with timestamp (format will be OPCSTMFORMATDATATIME and transaction ID will be 0). This format is also used in response to a Refresh and ASYNC READ with a non-zero transaction ID.
- One or more 'data change' events without timestamp (format will be OPCSTMFORMATDATA and transaction ID will be 0). This format is also used in response to a Refresh and ASYNC READ with a non-zero transaction ID.
- Completion of an ASYNC WRITE. (format will be OPCSTMFORMATWRITECOMPLETE and transaction ID will be non-0)

The FORMATETC will be filled in as follows;

```
fe.cfFormat = OPCSTMFORMATDATA or
              OPCSTMFORMATDATATIME or
              OPCSTMFORMATWRITECOMPLETE.
fe.ptd = NULL;
fe.dwAspect = DVASPECT_CONTENT;
fe.lindex = -1;
fe.tymed = TYMED_HGLOBAL;
```

The storage medium will always be TYMED_HGLOBAL (for computability with DCOM). The global memory handle can be found in pSTM.hGlobal. GlobalLock() can be used to convert this to a pointer.

The data stored in the global memory by the server will have one of several structures depending on the Format (which depends on the event that generated the data). Although the data resides in this structure in global memory, we refer to it as a 'data stream'.

These three formats are summarized below and are described in detail later in the document.

OPCSTMFORMATDATATIME Data with TimeStamp

The data consists of a group header followed by one or more item headers followed by the data.

OPCGROUPHEADER

OPCITEMHEADER1[hdr.dwItemCount]

VARIANTS[hdr.dwItemCount]

OPCSTMFORMATDATA Data without TimeStamp

The data consists of a group header followed by one or more item headers followed by the data.

OPCGROUPHEADER

OPCITEMHEADER2[hdr.dwItemCount]

VARIANTS[hdr.dwItemCount]

OPCSTMFORMATWRITECOMPLETE Async Write Complete

The data consists of a group header followed by one or more item headers followed by the data.

OPCGROUPHEADERWRITE

OPCITEMHEADERWRITE[hdr.dwItemCount]

4.6.4 IAdviseSink - Data Stream Formats (old)

This section describes the data structures associated with the three stream formats used in the IDataObject / IAdviseSink connection. It also discusses the critical issue of the Packing of these streams and structures. These formats are also discussed in the Client Side Custom Interface section.

The following table shows the clipboard format names.

"OPCSTMFORMATDATA"	Used for On Data Change, Refresh and Async Read
"OPCSTMFORMATDATATIME"	Used for On Data Change, Refresh and Async Read
"OPCSTMFORMATWRITECOMPLETE"	Used for Async Write

Clients and servers must 'Register' these stream formats by calling the windows function RegisterClipboardFormat();

4.6.4.1 OPCGROUPHEADER

```
typedef struct {
    DWORD      dwSize;
    DWORD      dwItemCount;
    OPCHANDLE  hClientGroup;
    DWORD      dwTransactionID;
    HRESULT    hrStatus;
} OPCGROUPHEADER;
```

This structure can appear at the head of the OPCSTMFORMATDATA or OPCSTMFORMATDATATIME data stream. It is followed by an array of OPCITEMHEADER1s or OPCITEMHEADER2s.

Member	Description
dwSize	The Total size of the data stream (the header, all item headers and all data)
dwItemCount	The number of Itemheaders which follow. This will vary depending on the number of values being reported.
hClientGroup	The client provided handle for the group for which data is being reported. This allows a single onDataChange handler to identify which of many possible groups are reporting data.
dwTransactionID	For normal subscriptions this is 0 For Async operations Refresh or Read this is the transaction ID returned by the method.
hrStatus	The status of the asynchronous request (including onDataChange). This enables error codes (e.g. E_OUTOFMEMORY) to be returned in the case of an asynchronous request failing in the server. A status of S_FALSE should be returned when the read operation was successful, but one or more items has a quality status of BAD or UNCERTAIN.

Comment

If the hrStatus is any FAILED code then the server must return dwItemCount as 0.

There are no ITEM level HRESULT error codes returned at this time. The only item level status information available to the callback function is the Quality Field.

4.6.4.2 OPCITEMHEADER1

```
typedef struct {
    OPCHANDLE  hClient;
    DWORD      dwValueOffset;
    WORD       wQuality;
    WORD       wReserved;
    FILETIME   ftTimeStampItem;
} OPCITEMHEADER1;
```

An array of these structures appears in the stream following the GROUPHEADER for OPCSTMFORMATDATATIME. The serialized data (in the form of Variants) appears after this array.

Member	Description
hClient	The client provided handle associated with this item
dwValueOffset	The offset in the data stream (the global memory section) of the serialized variant which contains the data.
wQuality	The Quality bits for the data.
ftTimeStampItem	The TimeStamp for the data.

4.6.4.3 OPCITEMHEADER2

```
typedef struct {
    OPCHANDLE  hClient;
    DWORD      dwValueOffset;
    WORD       wQuality;
    WORD       wReserved;
} OPCITEMHEADER2;
```

An array of these structures appears in the stream following the GROUPHEADER for OPCSTMFORMATDATA. The serialized data (in the form of Variants) appears after this array.

Member	Description
hClient	The client provided handle associated with this item
dwValueOffset	The offset in the data stream (the global memory section) of the serialized variant which contains the data.
wQuality	The Quality bits for the data.

4.6.4.4 OPCGROUPHEADERWRITE

```
typedef struct {
    DWORD        dwItemCount;
    OPCHANDLE    hClientGroup;
    DWORD        dwTransactionID;
    HRESULT      hrStatus;
} OPCGROUPHEADERWRITE;
```

This structure can appear at the head of the data stream. It is followed by an array of OPCITEMHEADERWRITES.

Member	Description
dwItemCount	The number of Itemheaders which follow. This will vary depending on the number of values being reported.
hClientGroup	The client provided handle for the group for which data is being reported. This allows a single onDataChange handler to identify which of many possible groups are reporting data.
dwTransactionID	This is the transaction ID returned by the IOPCAsyncIO::Write method.
hrStatus	The status of the asynchronous write request. This enables error codes (e.g. E_OUTOFMEMORY) to be returned in the case of an asynchronous request failing in the server.

Comment

If the hrStatus is any FAILED code then the server must return dwItemCount as 0.

4.6.4.5 OPCITEMHEADERWRITE

```
typedef struct {
    OPCHANDLE    hClient;
    HRESULT      dwError;
} OPCITEMHEADERWRITE;
```

An array of these structures appears in the stream following the GROUPHEADERWRITE.

Member	Description
hClient	The client provided handle associated with this item
dwError	The HRESULTs for each of the items that was written.

Comment

The item level HRESULTs for Write are the same as those returned for Sync Write.

4.6.4.6 Marshaling the Data (Variants) into the Stream

It is important that all servers which use the IDataObject interface marshal the item data into the stream in exactly the same way since the stream itself is exposed to the client. As mentioned above, the various GROUPHEADERS are written first without padding into the stream followed by as many ITEMHEADERS as needed. The ITEMHEADERS must be followed by the data itself. Again the data must be written in exactly the same way without padding by all servers. This data is always in the form of one of the VARIANT types listed earlier. For variant types contained within the variant union itself these are written via:

```
memcpy(dest, source, sizeof(tagVARIANT));
```

For a BSTR the union is followed without padding by an image of the BSTR. The BSTR image will include the terminating NUL (WIDE char). Note that BSTRs contain WIDE chars which are 2 bytes each. The BSTR starts with a DWORD byte count followed by 'count' bytes of data followed by 2 bytes of 0. Thus the total space required for the BSTR is the number of bytes specified in count + 6 (4 for the DWORD count and 2 for the trailing NUL).

For VT_ARRAY the data is the VARIANT union followed by the SAFEARRAY structure (with one SAFEARRAYBOUND, pvData = NULL) followed by the data items themselves (the contents of the SAFEARRAY's HGLOBAL). Where the SAFEARRAY contains strings (BSTRs) then the SAFEARRAY structure is followed by the BSTRs packed as noted above. Again, everything including the data items is completely unpadding.

Currently OPC supports only a one dimensional SAFEARRAY.

Clearly any pointers in the SAFEARRAY and VARIANT unions need to be recreated by the receiver when the data is unmarshalled and stored locally.

5 Installation Issues

It is assumed that the server vendor will provide a SETUP.EXE to install the needed components for their server. This will not be discussed further. Other than the actual components, the main issue affecting OLE software is management of the Windows Registry and Component Categories. The issues here are (a) what entries need to be made and (b) how they can be made.

Again, certain common installation and registry topics including self registration, automatic proxy/stub registration and registry reference counting are discussed in the OPC Overview Document

5.1 Component Categories

The OPC Data Access Interface defines the following Component Categories. Listed below are the CATIDs, Descriptors and Symbolic Equates to be used for Data Access.

"OPC Data Access Servers Version 1.0"

CATID_OPCDAServer10 = {63D5F430-CFE4-11d1-B2C8-0060083BA1FB}

"OPC Data Access Servers Version 2.0"

CATID_OPCDAServer20 = {63D5F432-CFE4-11d1-B2C8-0060083BA1FB}

It is expected that a server will first create any category it uses and then will register for that category. Unregistering a server should cause it to be removed from that category. See the ICatRegister documentation for additional information.

5.2 Registry Entries for Custom Interface

The following entries are the minimum required to support the Custom Interface for OPC Compliant Servers.

Required by all:

1. HKEY_CLASSES_ROOT*Vendor.Drivename.Version* = *A Description of your server*
 2. HKEY_CLASSES_ROOT*Vendor.Drivename.Version*\CLSID = {*Your Server's unique CLSID*}
 3. HKEY_CLASSES_ROOT*Vendor.Drivename.Version*\OPC
 4. HKEY_CLASSES_ROOT*Vendor.Drivename.Version*\OPC\Vendor = Your vendor name
 5. HKEY_CLASSES_ROOT\CLSID\{*Your Server's unique CLSID*} = *A Description of your server*
 6. HKEY_CLASSES_ROOT\CLSID\{*Your Server's unique CLSID*}\ProgID = *Vendor.Drivename.Version*
- One or more of the following lines (inproc and/or local/remote and/or handler)
7. HKEY_CLASSES_ROOT\CLSID\{*Your Server's unique CLSID*}\InprocServer32 = *Full Path to DLL*
 8. HKEY_CLASSES_ROOT\CLSID\{*YourServer's unique CLSID*}\LocalServer32 = *Full Path to EXE*
 9. HKEY_CLASSES_ROOT\CLSID\{*YourServer's unique CLSID*}\InprocHandler32 = *Full Path to DLL*

1. This entry simply establishes your ProgID as a subkey of the ROOT under which other subkeys can be entered. The description (the 'value' of this key) may be presented to the user as the name of an available OPC server (See example below). It should match the description in line 6.
2. The CLSID line enables the CLSIDFromProgID function to work. I.e. allows the system to open a key given the ProgID and obtain the CLSID as the value of that key. See the example below.

3. The OPC line creates a 'flag' subkey that has no value. This was used for Data Access 1.0 to allow the client to browse for the available OPC servers. As of version 2.0, the preferred approach is for clients and servers to use Component Categories.
4. The Vendor line is optional. It is simply a means of identifying the vendor who supplied the particular OPC server.
5. This line simply establishes your CLSID as a subkey off of ROOT\CLSID under which the other subkeys can be entered. The description (the 'value' of this key) should be a User Friendly description of the server. It should match Item 1 above.
6. The ProgID line enables the ProgIDFromCLSID function to work. I.e. allows the system to open a key given the CLSID and obtain the ProgID as the value of that key. (This function is not commonly used).
7. The InprocServer32 line or LocalServer32 line or InprocHandler32 line allows CoCreateInstance to locate the DLL or EXE given the CLSID. The vendor should define at least one of these.

In general, self registration as described in the Microsoft documentation is recommended for both DLL and EXE servers to simplify installation.

5.3 Registry Entries for the Proxy/Stub DLL

The proxy/stub DLL is used for marshalling interfaces to LOCAL or REMOTE servers. It is generated directly from the IDL code and should be the same for every OPC Server. In general the Proxy/Stub will use self registration. (Define REGISTER_PROXY_DLL during the build). Since this is completely automatic and transparent it is not discussed further.

Also note that a prebuilt and tested proxy/stub DLL will be provided at the OPC Foundation Web site making it unnecessary for vendors to rebuild this DLL.

Although vendors are allowed to add their own interfaces to OPC objects (as with any COM object) they should NEVER modify the standard OPC IDL files or Proxy/Stub DLLs to include such interfaces. Such interfaces should ALWAYS be defined in a separate vendor specific IDL file and should be marshalled by a separate vendor specific Proxy/Stub DLL.

6 Description of Data Types, Parameters and Structures

Some structures contain 'reserved' words. These are generally inserted to pad structures to be 32 bit aligned.

6.1 *Item Definition*

The ItemID is the fully qualified definition of a data item in the server, commonly referred to as the WHAT. No other information is required to identify the data item for the client to be able to read/write values.

The Item definition (ItemID) used in the OPCITEMDEF and elsewhere is a nul-terminated string that uniquely identifies an OPC data item. The syntax of the identifier is server dependent (although it should include only printable UNICODE characters) and it provides a reference or 'key' to an 'item' in the data source. The item is anything that can be represented by a VARIANT although it is typically a single value such as an analog, digital or string value.

For example, an item such as FIC101 might represent an entire record such as a Fieldbus, Hart Foundation or ProfiBus data structure. Such behavior is specifically allowed but not required by OPC - the return of such structures is considered to be vendor specific behavior. Alternately FIC101.PV might represent one attribute of a record such as the process value. This would probably take the form of a double which could be used by any client.

As an extreme example, since the syntax of the item ID is server specific, additional information such as Counts, Engineering Units Scaling and Signal conditioning information could be embedded in the definition string (although this is not recommended).

Examples:

A server which supports access to an existing DCS might support a simple syntax such as

“TIC101.PV”

A server that supports low level access to a PLC might support a syntax such as

“COM1.STATION:42.REG:40001;0,4095,-100.0,+1234.0”

6.2 *AccessPath*

The *AccessPath* is intended as a way for the client to provide to the server a suggested data path (e.g. a particular modem or network interface). It indicates *HOW* to get the data.

The *ITEM ID* provides all of the information needed to locate and process a data item. The *Access Path* is an optional piece of information that can be provided by the client. Its use is highly server specific but it is intended to allow the client to provide a 'recommendation' to the server regarding how to get to the data. As an analogy, if the *ItemID* represented a phone number, the access path might represent a request to route the call via satellite (or transatlantic cable or microwave link). The call will go through regardless of whether you specify an access path and also whether or not the server is able to use that suggested path.

For example, suppose you wanted to access a value in an RTU and had a high speed modem on COM1 and a low speed modem on COM2. You might specify COM1 as the preferred access path. Either one will work, but you would prefer to use COM1 if it is available for better performance.

In any case, the use of access path by both the server and the client is optional. Servers need not provide the function and clients need not use it even if it is provided.

Servers which do not support access paths will completely ignore any passed access path (and will not treat this as an error by the client). Also, when queried, such servers will always return a null access path for all items (i.e. a NUL string).

6.3 **Blob**

We will discuss why the Blob exists and how it behaves.

The Blob is basically a scratch area for the server to associate with items in order to speed up access to or processing of those items. The exact way in which it is used is server specific.

The idea is that clients refer to items via ASCII strings while internally, to speed up access, the server will probably need to resolve this string into some internal server specific address; a network address, a pointer into a table, a set of indices or files or register numbers, etc. This address resolution could take considerable time and the resulting internal address could take an arbitrary amount of space. This Blob allows the server to return this internal address and allows the client to save it and to provide the Blob back to the server for future references to this item. The server could use the 'Blob' as a 'hint' to help find the item more quickly the next time; "The Blob says that last time I looked for this tag I found it 'here' - so lets see if its still in that location". However, in all cases, the ITEM ID is still the 'key' to the data. Regardless of the contents of the Blob, the server needs to insure that it is in fact referencing the item referred to by the ITEM ID.

The behavior of the Blob is as follows.

Its use by both client and server is optional. Servers which can perform 'AddItems' quickly based just on the item definition should generally not return a Blob. In cases where servers do return a Blob, clients are free to ignore these Blobs (although this will probably affect the performance of that server).

The Blob is passed to AddItems and ValidateItems and is also returned by the server any time an AddItems or ValidateItems or EnumItemAttributes is done. The returned Blob may differ in size and content from the one passed.

Note that the server can update the Blob for an item at any time entirely at the server's discretion (including, for example, whenever the client changes an attribute of an Item).

Proper behavior of a client that wishes to support the Blob is to Enumerate the item attributes to get a fresh copy of the Blobs for each item prior to deleting an item or group and to save that updated copy along with the other application data related to the items.

Comment:

The difference between the server handle and the Blob is that the server handle is fixed in size (DWORD), should not be stored between sessions by the client and that it's implementation is required since it is the only way to identify items after they have been added. The Blob is variable in length, is optional and may be stored by the client between sessions.

6.4 **Time Stamps**

Time stamps are in the form of a FILETIME as this is more compact than other available standard time structures. There are numerous WIN32 functions for converting between various time formats and time zones. Time stamps are always in UTC, this form is beneficial because it is always increasing and is unambiguous. As discussed earlier in this document, time stamps should reflect the best estimate of the most recent time at which the corresponding value was known to be accurate. If this is not provided by the device itself then it should be provided by the server.

6.5 Variant Data Types for OPC Data Items

Under NT 4.0 and Windows 95 with DCOM support, all VARIANT data types can be marshaled through standard marshalling. Under Automation, types will be coerced to known Automation data types.

NOTE

Real values in the variant (VT_R4, VT_R8) will contain IEEE floating point numbers. Note that the IEEE standard allows certain non numeric values (called NANs) to be stored in this format. While use of such values is rare, they are specifically allowed. If such a value is returned (in the OPCITEMSTATE or in the DATA STREAM to the IAdviseSink) it is required that the QUALITY flag be set to OPC_QUALITY_BAD.

6.6 Constants

6.6.1 OPCHANDLE

OPCHANDLES are used in conjunction with both groups and items within groups. The purpose of handles in OPC is to allow faster access to various objects by both the client and the server.

The exact internal implementation of the server handles is entirely vendor specific. The client should never make any assumptions about the server handles and the server should never make any assumptions about the client handles.

6.6.1.1 Group Handles

OPC groups have both a client and a server handle associated with them.

The server group handle is unique across the server and must be returned when the group is created. The handle is then passed by the client to various methods. The server group handle can be assumed to remain valid until the client Removes the group and free's all of the interfaces.

It should not be persistently stored by the client as it may be different the next time the OPC group is created.

The client group handle is provided by the client to the server. It can be any value and does not need to be unique. It is included in the data stream sent to IAdviseSink in order to help the client identify the source of the data.

In practice it is expected that a client will assign a unique value to it's handle if it intends to use any of the asynchronous functions of the OPC interfaces(including IOPCAsyncIO and IDataObject/IAdviseSink interfaces), since this is the only key to the information that the server gives back to the client via the IAdviseSink interface.

6.6.1.2 Item Handles

OPC items have both a client and a server handle associated with them.

The server item handle is unique within the group and will be returned when the item is created. It is then passed by the client to various methods. The server item handle can be assumed to remain valid until the client Removes the items or Removes the Group containing the items.

It should not be persistently stored by the client as it may be different the next time the OPC Item is created.

The client item handle is provided by the client to the server. It can be any value and does not need to be unique. It is included in the data stream sent to IAdviseSink in order to help the client quickly identify which object in the client application is affected by the changed data.

In practice however it is expected that a client will assign unique values it's handles if it intends to use any of the asynchronous functions of the OPC interfaces (including IOPCAsyncIO and IDataObject/IAdviseSink interfaces), since this is the only key to the information that the server gives back to the client via the IAdviseSink interface.

6.7 Structures and Masks

6.7.1 OPCITEMSTATE

This structure is used by IOPCSyncIO::Read

```
typedef struct {
    OPCHANDLE  hClient;
    FILETIME   ftTimeStamp;
    WORD       wQuality;
    WORD       wReserved;
    VARIANT    vDataValue;
} OPCITEMSTATE;
```

Member	Description
hClient	the client provided handle for this item
ftTimeStamp	UTC TimeStamp for this item's value. If the device cannot provide a timestamp then the server should provide one.
wQuality	The quality of this item.
vDataValue	The value itself as a variant.

Comments

The Client should call VariantClear() to free any memory associated with the Variant.

Real values in the variant (VT_R4, VT_R8) will contain IEEE floating point numbers. Note that the IEEE standard allows certain non numeric values (called NANs) to be stored in this format. While use of such values is rare, they are specifically allowed. If such a value is returned it is required that the QUALITY flag be set to OPC_QUALITY_BAD.

6.7.2 OPCITEMDEF

```
typedef struct {
    [string] LPWSTR      szAccessPath;
    [string] LPWSTR      szItemID;
    BOOL                 bActive ;
    OPCHANDLE            hClient;
    DWORD                dwBlobSize;
    [size_is(dwBlobSize)] BYTE * pBlob;
    VARTYPE              vtRequestedDataType;
    WORD                 wReserved;
} OPCITEMDEF;
```

This structure is used by IOPCItemMgt::AddItems and ValidateItems. The ‘used by’ column below indicates which of these two functions use each member.

Member	Used by	Description
szAccessPath	both	The access path the server should associate with this item. By convention a pointer to a NUL string specifies that the server should select the access path. Support for accesspath is optional NOTE: version 1 indicated that a NULL pointer would allow the server to pick the path however passing a NULL pointer will cause a fault in the proxy/stub code and thus is not allowed.
szItemID	both	A null-terminated string that uniquely identifies the OPC data item. See the Item ID discussion and the AddItems function for specific information about the contents of this field.
bActive	add	This Boolean value affects the behavior various methods as described elsewhere in this specification.
hClient	add	The handle the client wishes to associate with the item. See the OPCHANDLE for more specific information about the contents of this field.
dwBlobSize	both	The size of the pBlob for this item.
pBlob	both	pBlob is a pointer to the Blob.
vtRequestedDataType	both	The data type requested by the client. An error is returned (See AddItems or ValidateItems) if the server cannot provide the item in this format. Passing VT_EMPTY means the client will accept the servers canonical datatype.

Comments

Regarding the datatype; often the same value can be returned in more than one format. For example, a numeric value might be returned as text (VT_BSTR) or real (VT_R8). Such conversions are typically handled in the server by VariantChangeType(). Similarly a status (SCAN status, AUTO/MAN, Alarm, etc.) might be returned as an integer (VT_I4) to be used in animation or color selection or as a string (VT_BSTR) to be shown directly to the user. This second case is also known as an enumeration and would be vendor specific. Client vendors should note that this specification does not specify what enumeration’s exist or how a server maps the values into strings. Server vendors are strongly encouraged to follow a standard such as FIELDBUS in this area. See IEnumOPCItemAttributes for more information on this topic.

6.7.3 OPCITEMRESULT

```
typedef struct {
    OPCHANDLE          hServer;
    VARTYPE            vtCanonicalDataType;
    WORD               wReserved;
    DWORD              dwAccessRights;
    DWORD              dwBlobSize;
    [size_is(dwBlobSize)] BYTE * pBlob;
} OPCITEMRESULT;
```

This structure is used by IOPCItemMgt::AddItems() and ValidateItems().

Member	Used by	Description
hServer	add	The server handle used to refer to this item.
vtCanonicalDataType	both	The native data type. The type of data maintained within the server for this item.
dwAccessRights	both	Indicates if this item is read only, write only or read/write. This is NOT related to security but rather to the nature of the underlying hardware. See the Access Rights section below.
dwBlobSize	both	The size of the Blob for this item. Note that this size may be 0 for servers that do not support or require this feature.
pBlob	both	Pointer to the Blob.

Comments

For AddItems pBlob will always be returned by servers which support this feature. For ValidateItems it will only be returned if the dwBlobUpdate parameter to ValidateItems is TRUE.

The client software must free the memory for the Blob before freeing the OPCITEMRESULT structure.

6.7.4 OPCITEMATTRIBUTES

```
typedef struct {
    [string] LPWSTR      szAccessPath;
    [string] LPWSTR      szItemID;
    BOOL                 bActive;
    OPCHANDLE            hClient;
    OPCHANDLE            hServer;
    DWORD                dwAccessRights;
    DWORD                dwBlobSize;
    [size_is(dwBlobSize)] BYTE * pBlob;
    VARTYPE              vtRequestedDataType;
    VARTYPE              vtCanonicalDataType;
    OPCEUTYPE            dwEUType;
    VARIANT              vEUInfo;
} OPCITEMATTRIBUTES;
```

Member	Description
szAccessPath	The access path specified by the client. A pointer to a NUL string is returned if the server does not support access paths.
szItemID	The unique identifier for this item.
bActive	FALSE if the item is not currently active, TRUE if the item is currently active
hClient	The handle the client has associated with this item.
hServer	The handle the server uses to reference this item.
dwAccessRights	Indicates if this item is read only, write only or read/write. This is NOT related to security but rather to the nature of the underlying hardware. See the Access Rights section below.
dwBlobSize	The size of the pBlob for this item. Note that this size may be 0 for servers that do not support or require this feature.
pBlob	Pointer to the Blob.
vtRequestedDataType	The data type in which the item's value will be returned. Note that if the requested data type was rejected then this field will return the canonical data type.
vtCanonicalDataType	The data type in which the item's value is maintained within the server.
dwEUType	Indicate the type of Engineering Units (EU) information (if any) contained in vEUInfo. 0 - No EU information available (vEUInfo will be VT_EMPTY) 1 - Analog - vEUInfo will contain a SAFEARRAY of exactly two doubles (VT_ARRAY VT_R8) corresponding to the LOW and HI EU range. 2 - Enumerated - vEUInfo will contain a SAFEARRAY of strings (VT_ARRAY VT_BSTR) which contains a list of strings (Example: "OPEN", "CLOSE", "IN TRANSIT", etc.) corresponding to sequential numeric values (0, 1, 2, etc.)
vEUInfo	The VARIANT containing the EU information. See Comments below.

Comment:

The EU support is optional. Servers which do not support this will always return EUType as 0 and EUInfo as VT_EMPTY. EU information (analog or enumerated) can be returned for any value where the canonical type is any of: VT_I2, I4, R4, R8, BOOL, UI1 although in practice some combinations are clearly more likely than others. Where the item contains an array of values (VT_ARRAY) the EU information will apply to all items in the array (just as the Requested and Canonical Data types apply to all items in the array).

EU information is provided by the server to the client and is essentially Read Only. OPC Does not provide the client with any control over the EU settings.

For analog EU the information returned represents the 'usual' range of the item value. Sensor or instrument failure or deactivation can result in a returned item value which is actually outside this range. Client software must be prepared to deal with this. Similarly a client may attempt to write a value which is outside this range back to the server. The exact behavior (accept, reject, clamp, etc.) in this case is server dependent however in general servers must be prepared to handle this.

For enumerated EU the information returned represents 'string lookup table' corresponding to sequential integer values starting with 0. The number of values represented is determined by the size of the SAFEARRAY. Again, robust clients should be prepared to handle item values outside the range of the list and robust servers should be prepared to handle writes of illegal values.

Servers may optionally support Localization of the enumeration. In this case the server should use the current locale ID of the group. See IOPCServer::AddGroup and IOPCGroupStateMgt::GetState and SetState.

The client is responsible for freeing the VARIANTS in the OPCITEMATTRIBUTES structure including all elements of any SAFEARRAYs.

Client writers may wish to create and use a common function such as FreeOPCITEMATTRIBUTES(ptr) in order to minimize the chance of memory leaks.

6.7.5 OPCSERVERSTATUS

```
typedef struct {
    FILETIME          ftStartTime;
    FILETIME          ftCurrentTime;
    FILETIME          ftLastUpdateTime;
    OPCSERVERSTATE    dwServerState;
    DWORD             dwGroupCount;
    DWORD             dwBandWidth;
    WORD              wMajorVersion;
    WORD              wMinorVersion;
    WORD              wBuildNumber;
    WORD              wReserved;
    [string] LPWSTR   szVendorInfo;
} OPCSERVERSTATUS;
```

This structure used to communicate the status of the server to the client. This information is provided by the server in the IOPCServer::GetStatus() call.

Member	Description
ftStartTime	Time (UTC) the server was started. This is constant for the server instance and is not reset when the server changes states. Each instance of a server should keep the time when the process started.
ftCurrentTime	The current time (UTC) as known by the server.
ftLastUpdateTime	The time (UTC) the server sent the last data value update to this client. This value is maintained on an instance basis.
dwServerState	The current status of the server. Refer to OPC Server State values below .
dwGroupCount	The total number of groups (all public and private) being managed by the server. This is mainly for diagnostic purposes.
dwBandWidth	The behavior of this field is server specific. A suggested use is that it return the approximate Percent of Bandwidth currently in use by server. If multiple links are in use it could return the 'worst case' link. Note that any value over 100% indicates that the aggregate combination of items and UpdateRate is too high. The server may also return 0xFFFFFFFF if this value is unknown.
wMajorVersion	The major version of the server software
wMinorVersion	The minor version of the server software
wBuildNumber	The 'build number' of the server software
szVendorInfo	Vendor specific string providing additional information about the server. It is recommended that this mention the name of the company and the type of device(s) supported.

OPCSERVERSTATE Values	Description
OPC_STATUS_RUNNING	The server is running normally. This is the usual state for a server
OPC_STATUS_FAILED	A vendor specific fatal error has occurred within the server. The server is no longer functioning. The recovery procedure from this situation is vendor specific. An error code of E_FAIL should generally be returned from any other server method.
OPC_STATUS_NOCONFIG	The server is running but has no configuration information loaded and thus cannot function normally. Note this state implies that the server needs configuration information in order to function. Servers which do not require configuration information should not return this state.
OPC_STATUS_SUSPENDED	The server has been temporarily suspended via some vendor specific method and is not getting or sending data. Note that Quality will be returned as OPC_QUALITY_OUT_OF_SERVICE.
OPC_STATUS_TEST	The server is in Test Mode. The outputs are disconnected from the real hardware but the server will otherwise behave normally. Inputs may be real or may be simulated depending on the vendor implementation. Quality will generally be returned normally.

6.7.6 Access Rights

This represents the server's ability to access a single OPC data item. Note the low 16 bits of the DWORD are reserved for OPC use and currently include the OPC Access Rights defined in the IDL and described below. The high 16 bits of the DWORD are available for vendor specific use.

The OPC_READABLE and OPC_WRITABLE bits are intended to indicate whether the Item is inherently readable or writable. For example a value representing a physical input would generally be readable but not writeable. A value representing a physical output or an adjustable parameter such as a setpoint or alarm limit would generally be readable and writable. It is possible that a value representing a physical output with no readback capability might be marked writable but not readable. It is recommended that Client applications use this information only as something to be viewed by the user. Attempts by the user to read or write a value should always be passed by the client program to the server regardless of the access rights that were returned when the item was added. The Server can return E_BADRIGHTS if needed.

Also, the returned Access Rights value is not related to security issues. It is expected that a server implementing security would validate any reads or writes for the currently logged in user as they occurred and in case of a problem would return an appropriate vendor specific HRESULT in response to that read or write.

AccessRights Values	Description
OPC_READABLE	The client can read the data item's value.
OPC_WRITEABLE	The client can change the data item's value.

6.8 OPC Quality flags

These flags represent the quality state for a item's data value. This is intended to be similar to but slightly simpler than the Fieldbus Data Quality Specification (section 4.4.1 in the H1 Final Specifications). This design makes it fairly easy for both servers and client applications to determine how much functionality they want to implement.

The low 8 bits of the Quality flags are currently defined in the form of three bit fields; Quality, Substatus and Limit status. The 8 Quality bits are arranged as follows:

QQSSSSL

The high 8 bits of the Quality Word are available for vendor specific use. If these bits are used, the standard OPC Quality bits must still be set as accurately as possible to indicate what assumptions the client can make about the returned data. In addition it is the responsibility of any client interpreting vendor specific quality information to insure that the server providing it uses the same 'rules' as the client. The details of such a negotiation are not specified in this standard although a QueryInterface call to the server for a vendor specific interface such as IMyQualityDefinitions is a possible approach.

Details of the OPC standard quality bits follow:

The Quality BitField

QQ	BIT VALUE	DEFINE	DESCRIPTION
0	00SSSSL	Bad	Value is not useful for reasons indicated by the Substatus.
1	01SSSSL	Uncertain	The quality of the value is uncertain for reasons indicated by the Substatus.
2	10SSSSL	N/A	Not used by OPC
3	11SSSSL	Good	The Quality of the value is Good.

Comment:

A server which supports no quality information must return 3 (Good). It is also acceptable for a server to simply return Bad or Good (0x00 or 0xC0) and to always return 0 for Substatus and limit.

It is recommended that clients minimally check the Quality Bit field of all results (even if they do not check the substatus or limit fields).

Even when a 'BAD' value is indicated, the contents of the value field must still be a well defined VARIANT even though it does not contain an accurate value. This is to simplify error handling in client applications. For example, clients are always expected to call VariantClear() on the results of a Synchronous Read. Similarly the IAdviseSink needs to be able to interpret and 'unpack' the Value and Data included in the Stream even if that data is BAD.

If the server has no known value to return then some reasonable default should be returned such as a NUL string or a 0 numeric value.

The Substatus BitField

The layout of this field depends on the value of the Quality Field.

Substatus for BAD Quality:

SSSS	BIT VALUE	DEFINE	DESCRIPTION
0	000000LL	Non-specific	The value is bad but no specific reason is known
1	000001LL	Configuration Error	There is some server specific problem with the configuration. For example the item is question has been deleted from the configuration.
2	000010LL	Not Connected	The input is required to be logically connected to something but is not. This quality may reflect that no value is available at this time, for reasons like the value may have not been provided by the data source.
3	000011LL	Device Failure	A device failure has been detected
4	000100LL	Sensor Failure	A sensor failure had been detected (the 'Limits' field can provide additional diagnostic information in some situations.)
5	000101LL	Last Known Value	Communications have failed. However, the last known value is available. Note that the 'age' of the value may be determined from the TIMESTAMP in the OPCITEMSTATE.
6	000110LL	Comm Failure	Communications have failed. There is no last known value is available.
7	000111LL	Out of Service	The block is off scan or otherwise locked This quality is also used when the active state of the item or the group containing the item is InActive.
8-15		N/A	Not used by OPC

Comment

Servers which do not support Substatus should return 0. Note that an 'old' value may be returned with the Quality set to BAD (0) and the Substatus set to 5. This is for consistency with the Fieldbus Specification. This is the only case in which a client may assume that a 'BAD' value is still usable by the application.

Substatus for UNCERTAIN Quality:

SSSS	BIT VALUE	DEFINE	DESCRIPTION
0	010000LL	Non-specific	There is no specific reason why the value is uncertain.
1	010001LL	Last Usable Value	Whatever was writing this value has stopped doing so. The returned value should be regarded as 'stale'. Note that this differs from a BAD value with Substatus 5 (Last Known Value). That status is associated specifically with a detectable communications error on a 'fetched' value. This error is associated with the failure of some external source to 'put' something into the value within an acceptable period of time. Note that the 'age' of the value can be determined from the TIMESTAMP in OPCITEMSTATE.
2-3		N/A	Not used by OPC
4	010100LL	Sensor Not Accurate	Either the value has 'pegged' at one of the sensor limits (in which case the limit field should be set to 1 or 2) or the sensor is otherwise known to be out of calibration via some form of internal diagnostics (in which case the limit field should be 0).
5	010101LL	Engineering Units Exceeded	The returned value is outside the limits defined for this parameter. Note that in this case (per the Fieldbus Specification) the 'Limits' field indicates which limit has been exceeded but does NOT necessarily imply that the value cannot move farther out of range.
6	010110LL	Sub-Normal	The value is derived from multiple sources and has less than the required number of Good sources.
7-15		N/A	Not used by OPC

Comment

Servers which do not support Substatus should return 0.

Substatus for GOOD Quality:

SSSS	BIT VALUE	DEFINE	DESCRIPTION
0	110000LL	Non-specific	The value is good. There are no special conditions
1-5		N/A	Not used by OPC
6	110110LL	Local Override	The value has been Overridden. Typically this is means the input has been disconnected and a manually entered value has been 'forced'.
7-15		N/A	Not used by OPC

Comment

Servers which do not support Substatus should return 0.

The Limit BitField

The Limit Field is valid regardless of the Quality and Substatus. In some cases such as Sensor Failure it can provide useful diagnostic information.

LL	BIT VALUE	DEFINE	DESCRIPTION
0	QQSSSS00	Not Limited	The value is free to move up or down
1	QQSSSS01	Low Limited	The value has 'pegged' at some lower limit
2	QQSSSS10	High Limited	The value has 'pegged' at some high limit.
3	QQSSSS11	Constant	The value is a constant and cannot move.

Comment

Servers which do not support Limit should return 0.

Symbolic Equates are defined for values and masks for these BitFields in the "QUALITY" section of the OPC header files.

7 Summary of OPC Error Codes

We have attempted to minimize the number of unique errors by identifying common generic problems and defining error codes that can be reused in many contexts. An OPC server should only return those OPC errors that are listed for the various methods in this specification or are standard Microsoft errors. Note that OLE itself will frequently return errors (such as RPC errors) in addition to those listed in this specification.

The most important thing for a client is to check FAILED for any error return. Other than that, (the statements above notwithstanding) a robust, user friendly client should assume that the server may return any error code and should call the GetLastErrorString function to provide user readable information about those errors.

Standard COM errors that are commonly used by OPC Servers	Description
E_FAIL	Unspecified error
E_INVALIDARG	The value of one or more parameters was not valid. This is generally used in place of a more specific error where it is expected that problems are unlikely or will be easy to identify (for example when there is only one parameter).
E_NOINTERFACE	No such interface supported
E_NOTIMPL	Not implemented
E_OUTOFMEMORY	Not enough memory to complete the requested operation. This can happen any time the server needs to allocate memory to complete the requested operation.
CONNECT_E_ADVISELIMIT	Advise limit exceeded for this object
OLE_E_NOCONNECTION	Cannot Unadvise - there is no existing connection
DV_E_FORMATETC	Invalid or unregistered Format specified in FORMATETC

OPC Specific Errors	Description
OPC_E_BADRIGHTS	The Items AccessRights do not allow the operation.
OPC_E_BADTYPE	The server cannot convert the data between the specified format/ requested data type and the canonical data type.
OPC_E_DUPLICATENAME	Duplicate name not allowed.
OPC_E_INVALIDCONFIGFILE	The server's configuration file is an invalid format.
OPC_E_INVALIDFILTER	The filter string was not valid
OPC_E_INVALIDHANDLE	The value of the handle is invalid. Note: a client should never pass an invalid handle to a server. If this error occurs, it is due to a programming error in the client or possibly in the server.
OPC_E_INVALIDITEMID	The item ID doesn't conform to the server's syntax.
OPC_E_INVALID_PID	The passed property ID is not valid for the item.
OPC_E_NOTFOUND	Requested Object (e.g. a public group) was not found.
OPC_E_PUBLIC	The requested operation cannot be done on a public group.
OPC_E_RANGE	The value was out of range.
OPC_E_UNKNOWNITEMID	The item ID is not defined in the server address space (on add or validate) or no longer exists in the server address space (for read or write).
OPC_E_UNKNOWNPATH	The item's access path is not known to the server.
OPC_S_CLAMP	A value passed to WRITE was accepted but the output was clamped.
OPC_S_INUSE	The operation cannot be performed because the object is being referenced.
OPC_S_UNSUPPORTEDRATE	The server does not support the requested data rate but will use the closest available rate.

You will see in the appendix that these error codes use ITF_FACILITY. This means that they are context specific (i.e. OPC specific). The calling application should check first with the server providing the error (i.e. call GetLastErrorString).

Error codes (the low order word of the HRESULT) from 0000 to 0200 are reserved for Microsoft use (although some were inadvertently used for OPC 1.0 errors). Codes from 0200 through 7FFF are reserved for future OPC use. Codes from 8000 through FFFF can be vendor specific.

8 Appendix A - OPCError.h

```

/**
Module Name:
  OpcError.h
Author:
OPC Task Force

Revision History:
Release 1.0A
  Removed Unused messages
  Added OPC_S_INUSE, OPC_E_INVALIDCONFIGFILE, OPC_E_NOTFOUND
Release 2.0
  Added OPC_E_INVALID_PID
--*/

/*
Code Assignments:
  0000 to 0200 are reserved for Microsoft use
  (although some were inadvertently used for OPC 1.0 errors).
  0200 to 7FFF are reserved for future OPC use.
  8000 to FFFF can be vendor specific.

*/

#ifndef __OPCERROR_H
#define __OPCERROR_H

//
// Values are 32 bit values laid out as follows:
//
// 3 3 2 2 2 2 2 2 2 2 2 2 1 1 1 1 1 1 1 1 1 1 1 1
// 1 0 9 8 7 6 5 4 3 2 1 0 9 8 7 6 5 4 3 2 1 0 9 8 7 6 5 4 3 2 1 0
// +---+---+---+---+---+---+---+---+---+---+---+---+---+---+---+---+
// |Sev|C|R|      Facility      |          Code          |
// +---+---+---+---+---+---+---+---+---+---+---+---+---+---+---+---+
//
// where
//
//     Sev - is the severity code
//
//         00 - Success
//         01 - Informational
//         10 - Warning
//         11 - Error
//
//     C - is the Customer code flag
//
//     R - is a reserved bit
//
//     Facility - is the facility code
//
//     Code - is the facility's status code
//
//
//

```



```

//
// MessageId: OPC_E_INVALIDHANDLE
//
// MessageText:
//
// The value of the handle is invalid.
//
#define OPC_E_INVALIDHANDLE ((HRESULT)0xC0040001L)

//
// MessageId: OPC_E_BADTYPE
//
// MessageText:
//
// The server cannot convert the data between the
// requested data type and the canonical data type.
//
#define OPC_E_BADTYPE ((HRESULT)0xC0040004L)

//
// MessageId: OPC_E_PUBLIC
//
// MessageText:
//
// The requested operation cannot be done on a public group.
//
//
#define OPC_E_PUBLIC ((HRESULT)0xC0040005L)

//
// MessageId: OPC_E_BADRIGHTS
//
// MessageText:
//
// The Items AccessRights do not allow the operation.
//
#define OPC_E_BADRIGHTS ((HRESULT)0xC0040006L)

//
// MessageId: OPC_E_UNKNOWNITEMID
//
// MessageText:
//
// The item is no longer available in the server address space
//
//
#define OPC_E_UNKNOWNITEMID ((HRESULT)0xC0040007L)

//
// MessageId: OPC_E_INVALIDITEMID
//
// MessageText:
//
// The item definition doesn't conform to the server's syntax.
//
#define OPC_E_INVALIDITEMID ((HRESULT)0xC0040008L)

```

OPC Data Access Custom Interface Specification 2.05

```
//
// MessageId: OPC_E_INVALIDFILTER
//
// MessageText:
//
// The filter string was not valid
//
#define OPC_E_INVALIDFILTER ((HRESULT)0xC0040009L)

//
// MessageId: OPC_E_UNKNOWNPATH
//
// MessageText:
//
// The item's access path is not known to the server.
//
//
#define OPC_E_UNKNOWNPATH ((HRESULT)0xC004000AL)

//
// MessageId: OPC_E_RANGE
//
// MessageText:
//
// The value was out of range.
//
//
#define OPC_E_RANGE ((HRESULT)0xC004000BL)

//
// MessageId: OPC_E_DUPLICATENAME
//
// MessageText:
//
// Duplicate name not allowed.
//
//
#define OPC_E_DUPLICATENAME ((HRESULT)0xC004000CL)

//
// MessageId: OPC_S_UNSUPPORTEDRATE
//
// MessageText:
//
// The server does not support the requested data rate
// but will use the closest available rate.
//
//
#define OPC_S_UNSUPPORTEDRATE ((HRESULT)0x0004000DL)

//
// MessageId: OPC_S_CLAMP
//
// MessageText:
//
```

OPC Data Access Custom Interface Specification 2.05

```
// A value passed to WRITE was accepted but the output was clamped.
//
#define OPC_S_CLAMP ((HRESULT)0x0004000EL)

//
// MessageId: OPC_S_INUSE
//
// MessageText:
//
// The operation cannot be completed because the
// object still has references that exist.
//
//
#define OPC_S_INUSE ((HRESULT)0x0004000FL)

//
// MessageId: OPC_E_INVALIDCONFIGFILE
//
// MessageText:
//
// The server's configuration file is an invalid format.
//
//
#define OPC_E_INVALIDCONFIGFILE ((HRESULT)0xC0040010L)

//
// MessageId: OPC_E_NOTFOUND
//
// MessageText:
//
// The server could not locate the requested object.
//
//
#define OPC_E_NOTFOUND ((HRESULT)0xC0040011L)

//
// MessageId: OPC_E_INVALID_PID
//
// MessageText:
//
// The server does not recognise the passed property ID.
//
//
#define OPC_E_INVALID_PID ((HRESULT)0xC0040203L)

#endif // OpcError
```

9 Appendix B - Data Access IDL Specification

The current files require MIDL compiler 3.00.15 or later and the WIN NT 4.0 release SDK.

Use the command line MIDL //Oicf opcda.idl.

The resulting **OPCDA.H** file should be **included** in all clients and servers.

The resulting **OPCDA_I.C** file defines the interface IDs and should be **linked** into all clients and servers.

NOTE: This IDL file and the Proxy/Stub generated from it should NEVER be modified in any way. If you add vendor specific interfaces to your server (which is allowed) you must generate a SEPARATE vendor specific IDL file to describe only those interfaces and a separate vendor specific ProxyStub DLL to marshall only those interfaces.

Note: See the OPC Overview document (OPCOVW.DOC) for a listing and disucssion of OPCCOMN.IDL.

```
// OPCDA.IDL
// REVISION: 6/17/98 04:00 PM (EST)
// VERSIONINFO 2.0.0.0
// 12/05/97 acc fixed UNCERTAIN bits, add AsyncIO2, OPCDataCallback,
// OPCItemProperties, BROWSE_TO
// 06/19/98 acc change V2 uuids prior to final release
// to avoid conflict with 'old' OPCDA Automation uuids
// Change name of 3 methods on AsyncIO2 to
// Cancel2,SetEnable,GetEnable to eliminate conflicts
//

import "oidl.idl" ;

typedef enum tagOPCDATASOURCE {
    OPC_DS_CACHE = 1,
    OPC_DS_DEVICE } OPCDATASOURCE ;

typedef enum tagOPCBROWSETYPE {
    OPC_BRANCH = 1,
    OPC_LEAF,
    OPC_FLAT} OPCBROWSETYPE;

typedef enum tagOPCNAMESPACETYPE {
    OPC_NS_HIERARCHIAL = 1,
    OPC_NS_FLAT} OPCNAMESPACETYPE;

typedef enum tagOPCBROWSEDIRECTION {
    OPC_BROWSE_UP = 1,
    OPC_BROWSE_DOWN, OPC_BROWSE_TO} OPCBROWSEDIRECTION;

// **NOTE** the 1.0 IDL contained an error for ACCESSRIGHTS.
// They should not have been an ENUM.
// They should have been two mask bits as noted here.
cpp_quote("#define OPC_READABLE 1")
cpp_quote("#define OPC_WRITEABLE 2")

typedef enum tagOPCEUTYPE {
```

```

    OPC_NOENUM = 0,
    OPC_ANALOG,
    OPC_ENUMERATED } OPCEUTYPE;

typedef enum tagOPCSERVERSTATE {
    OPC_STATUS_RUNNING = 1,
    OPC_STATUS_FAILED,
    OPC_STATUS_NOCONFIG,
    OPC_STATUS_SUSPENDED,
    OPC_STATUS_TEST } OPCSERVERSTATE;

typedef enum tagOPCENUMSCOPE { OPC_ENUM_PRIVATE_CONNECTIONS = 1,
    OPC_ENUM_PUBLIC_CONNECTIONS,
    OPC_ENUM_ALL_CONNECTIONS,
    OPC_ENUM_PRIVATE,
    OPC_ENUM_PUBLIC,
    OPC_ENUM_ALL } OPCENUMSCOPE;

typedef DWORD OPCHANDLE;

typedef struct tagOPCGROUPHEADER {
    DWORD        dwSize;
    DWORD        dwItemCount;
    OPCHANDLE    hClientGroup;
    DWORD        dwTransactionID;
    HRESULT      hrStatus;
} OPCGROUPHEADER;

typedef struct tagOPCITEMHEADER1 {
    OPCHANDLE    hClient;
    DWORD        dwValueOffset;
    WORD         wQuality;
    WORD         wReserved;
    FILETIME     ftTimeStampItem;
} OPCITEMHEADER1;

typedef struct tagOPCITEMHEADER2 {
    OPCHANDLE    hClient;
    DWORD        dwValueOffset;
    WORD         wQuality;
    WORD         wReserved;
} OPCITEMHEADER2;

typedef struct tagOPCGROUPHEADERWRITE {
    DWORD        dwItemCount;
    OPCHANDLE    hClientGroup;
    DWORD        dwTransactionID;
    HRESULT      hrStatus;
} OPCGROUPHEADERWRITE;

typedef struct tagOPCITEMHEADERWRITE {
    OPCHANDLE    hClient;
    HRESULT      dwError;
} OPCITEMHEADERWRITE;

typedef struct tagOPCITEMSTATE{
    OPCHANDLE    hClient;

```

```

    FILETIME    ftTimeStamp;
    WORD        wQuality;
    WORD        wReserved;
    VARIANT     vDataValue;
} OPCITEMSTATE;

typedef struct tagOPCSERVERSTATUS {
    FILETIME    ftStartTime;
    FILETIME    ftCurrentTime;
    FILETIME    ftLastUpdateTime;
    OPCSERVERSTATE dwServerState;
    DWORD       dwGroupCount;
    DWORD       dwBandWidth;
    WORD        wMajorVersion;
    WORD        wMinorVersion;
    WORD        wBuildNumber;
    WORD        wReserved;
    [string] LPWSTR    szVendorInfo;
} OPCSERVERSTATUS;

typedef struct tagOPCITEMDEF {
    [string] LPWSTR    szAccessPath;
    [string] LPWSTR    szItemID;
    BOOL      bActive ;
    OPCHANDLE hClient;
    DWORD     dwBlobSize;
    [size_is(dwBlobSize)] BYTE * pBlob;
    VARTYPE   vtRequestedDataType;
    WORD      wReserved;
} OPCITEMDEF;

typedef struct tagOPCITEMATTRIBUTES {
    [string] LPWSTR    szAccessPath;
    [string] LPWSTR    szItemID;
    BOOL      bActive;
    OPCHANDLE hClient;
    OPCHANDLE hServer;
    DWORD     dwAccessRights;
    DWORD     dwBlobSize;
    [size_is(dwBlobSize)] BYTE * pBlob;
    VARTYPE   vtRequestedDataType;
    VARTYPE   vtCanonicalDataType;
    OPCEUTYPE dwEUType;
    VARIANT   vEUInfo;
} OPCITEMATTRIBUTES;

typedef struct tagOPCITEMRESULT {
    OPCHANDLE hServer;
    VARTYPE   vtCanonicalDataType;
    WORD      wReserved;
    DWORD     dwAccessRights;
    DWORD     dwBlobSize;
    [size_is(dwBlobSize)] BYTE * pBlob;
} OPCITEMRESULT;

//*****

```

OPC Data Access Custom Interface Specification 2.05

```

// OPC Quality flags
//
// Masks for extracting quality subfields
// (note 'status' mask also includes 'Quality' bits)
//
cpp_quote("#define      OPC_QUALITY_MASK          0xC0")
cpp_quote("#define      OPC_STATUS_MASK          0xFC")
cpp_quote("#define      OPC_LIMIT_MASK           0x03")

// Values for QUALITY_MASK bit field
//
cpp_quote("#define      OPC_QUALITY_BAD           0x00")
cpp_quote("#define      OPC_QUALITY_UNCERTAIN     0x40")
cpp_quote("#define      OPC_QUALITY_GOOD         0xC0")

// STATUS_MASK Values for Quality = BAD
//
cpp_quote("#define      OPC_QUALITY_CONFIG_ERROR  0x04")
cpp_quote("#define      OPC_QUALITY_NOT_CONNECTED 0x08")
cpp_quote("#define      OPC_QUALITY_DEVICE_FAILURE 0x0c")
cpp_quote("#define      OPC_QUALITY_SENSOR_FAILURE 0x10")
cpp_quote("#define      OPC_QUALITY_LAST_KNOWN    0x14")
cpp_quote("#define      OPC_QUALITY_COMM_FAILURE  0x18")
cpp_quote("#define      OPC_QUALITY_OUT_OF_SERVICE 0x1C")

// STATUS_MASK Values for Quality = UNCERTAIN
//
cpp_quote("#define      OPC_QUALITY_LAST_USABLE   0x44")
cpp_quote("#define      OPC_QUALITY_SENSOR_CAL    0x50")
cpp_quote("#define      OPC_QUALITY_EGU_EXCEEDED  0x54")
cpp_quote("#define      OPC_QUALITY_SUB_NORMAL    0x58")

// STATUS_MASK Values for Quality = GOOD
//
cpp_quote("#define      OPC_QUALITY_LOCAL_OVERRIDE 0xD8")

// Values for Limit Bitfield
//
cpp_quote("#define      OPC_LIMIT_OK              0x00")
cpp_quote("#define      OPC_LIMIT_LOW             0x01")
cpp_quote("#define      OPC_LIMIT_HIGH            0x02")
cpp_quote("#define      OPC_LIMIT_CONST           0x03")

//*****
//Interface Definitions
//
//*****
[
    object,
    uuid(39c13a4d-011e-11d0-9675-0020afd8adb3),
    pointer_default(unique)
]
interface IOPCServer : IUnknown
{
    HRESULT AddGroup(
        [in, string]          LPCWSTR      szName,

```

```

[in]          BOOL          bActive,
[in]          DWORD         dwRequestedUpdateRate,
[in]          OPCHANDLE     hClientGroup,
[unique, in]  LONG          * pTimeBias,
[unique, in]  FLOAT         * pPercentDeadband,
[in]          DWORD         dwLCID,
[out]         OPCHANDLE * phServerGroup,
[out]         DWORD         * pRevisedUpdateRate,
[in]          REFIID        riid,
[out, iid_is(riid)] LPUNKNOWN * ppUnk
);

HRESULT GetErrorString(
[in]          HRESULT dwError,
[in]          LCID    dwLocale,
[out, string] LPWSTR * ppString
);

HRESULT GetGroupByName(
[in, string] LPCWSTR szName,
[in]        REFIID  riid,
[out, iid_is(riid)] LPUNKNOWN * ppUnk
);

HRESULT GetStatus(
[out] OPCSERVERSTATUS ** ppServerStatus
);

HRESULT RemoveGroup(
[in] OPCHANDLE hServerGroup,
[in] BOOL      bForce
);

HRESULT CreateGroupEnumerator(
[in] OPCENUMSCOPE dwScope,
[in] REFIID        riid,
[out, iid_is(riid)] LPUNKNOWN* ppUnk
);

}

//*****
[
    object,
    uuid(39c13a4e-011e-11d0-9675-0020afd8adb3),
    pointer_default(unique)
]
interface IOPCServerPublicGroups : IUnknown
{
    HRESULT GetPublicGroupByName(
        [in, string] LPCWSTR szName,
        [in]        REFIID  riid,
        [out, iid_is(riid)] LPUNKNOWN * ppUnk
    );

    HRESULT RemovePublicGroup(
        [in] OPCHANDLE hServerGroup,

```



```

        [in] BOOL        bForce
    );
}

//*****
[
    object,
    uuid(39c13a4f-011e-11d0-9675-0020afd8adb3),
    pointer_default(unique)
]
interface IOPCBrowseServerAddressSpace: IUnknown
{
    HRESULT QueryOrganization(
        [out] OPCNAMESPACETYPE * pNameSpaceType
    );

    HRESULT ChangeBrowsePosition(
        [in]          OPCBROWSEDIRECTION dwBrowseDirection,
        [in, string] LPCWSTR             szString
    );

    HRESULT BrowseOPCItemIDs(
        [in]          OPCBROWSETYPE     dwBrowseFilterType,
        [in, string] LPCWSTR             szFilterCriteria,
        [in]          VARTYPE            vtDataTypeFilter,
        [in]          DWORD              dwAccessRightsFilter,
        [out]         LPENUMSTRING *     ppIEnumString
    );

    HRESULT GetItemID(
        [in]          LPWSTR             szItemDataID,
        [out, string] LPWSTR *          szItemID
    );

    HRESULT BrowseAccessPaths(
        [in, string] LPCWSTR             szItemID,
        [out]         LPENUMSTRING *     ppIEnumString
    );
}

//*****
[
    object,
    uuid(39c13a50-011e-11d0-9675-0020afd8adb3),
    pointer_default(unique)
]
interface IOPCGroupStateMgt : IUnknown
{
    HRESULT GetState(
        [out]         DWORD              * pUpdateRate,
        [out]         BOOL               * pActive,
        [out, string] LPWSTR             * ppName,
        [out]         LONG               * pTimeBias,
        [out]         FLOAT              * pPercentDeadband,
    );
}

```

```

        [out]          DWORD      * pLCID,
        [out]          OPCHANDLE * phClientGroup,
        [out]          OPCHANDLE * phServerGroup
    );

    HRESULT SetState(
        [unique, in]  DWORD      * pRequestedUpdateRate,
        [out]         DWORD      * pRevisedUpdateRate,
        [unique, in]  BOOL       * pActive,
        [unique, in]  LONG       * pTimeBias,
        [unique, in]  FLOAT      * pPercentDeadband,
        [unique, in]  DWORD      * pLCID,
        [unique, in]  OPCHANDLE * phClientGroup
    );

    HRESULT SetName(
        [in, string] LPCWSTR  szName
    );

    HRESULT CloneGroup(
        [in, string]          LPCWSTR      szName,
        [in]                  REFIID      riid,
        [out, iid_is(riid)] LPUNKNOWN * ppUnk
    );
}

//*****
[
    object,
    uuid(39c13a51-011e-11d0-9675-0020afd8adb3),
    pointer_default(unique)
]
interface IOPCPublicGroupStateMgt : IUnknown
{
    HRESULT GetState(
        [out] BOOL * pPublic
    );

    HRESULT MoveToPublic(
        void
    );
}

//*****
[
    object,
    uuid(39c13a52-011e-11d0-9675-0020afd8adb3),
    pointer_default(unique)
]
interface IOPCSyncIO : IUnknown
{
    HRESULT Read(
        [in]                                     OPCDATASOURCE  dwSource,

```

```

        [in]                DWORD                dwCount,
        [in, size_is(dwCount)]  OPCHANDLE        * phServer,
        [out, size_is(,dwCount)] OPCITEMSTATE ** ppItemValues,
        [out, size_is(,dwCount)] HRESULT         ** ppErrors
    );

    HRESULT Write(
        [in]                DWORD                dwCount,
        [in, size_is(dwCount)]  OPCHANDLE        * phServer,
        [in, size_is(dwCount)]  VARIANT         * pItemValues,
        [out, size_is(,dwCount)] HRESULT         ** ppErrors
    );
}

//*****
[
    object,
    uuid(39c13a53-011e-11d0-9675-0020afd8adb3),
    pointer_default(unique)
]
interface IOPCAsyncIO : IUnknown
{
    HRESULT Read(
        [in]                DWORD                dwConnection,
        [in]                OPCDATASOURCE        dwSource,
        [in]                DWORD                dwCount,
        [in, size_is(dwCount)]  OPCHANDLE        * phServer,
        [out]                DWORD                * pTransactionID,
        [out, size_is(,dwCount)] HRESULT         ** ppErrors
    );

    HRESULT Write(
        [in]                DWORD                dwConnection,
        [in]                DWORD                dwCount,
        [in, size_is(dwCount)]  OPCHANDLE        * phServer,
        [in, size_is(dwCount)]  VARIANT         * pItemValues,
        [out]                DWORD                * pTransactionID,
        [out, size_is(,dwCount)] HRESULT         ** ppErrors
    );

    HRESULT Refresh(
        [in]  DWORD                dwConnection,
        [in]  OPCDATASOURCE        dwSource,
        [out] DWORD                * pTransactionID
    );

    HRESULT Cancel(
        [in]  DWORD                dwTransactionID
    );
}

//*****
[
    object,

```

```

    uuid(39c13a54-011e-11d0-9675-0020afd8adb3),
    pointer_default(unique)
]
interface IOPCItemMgt: IUnknown
{
    HRESULT AddItems(
        [in]                                DWORD                dwCount,
        [in, size_is(dwCount)]              OPCITEMDEF           * pItemArray,
        [out, size_is(,dwCount)]            OPCITEMRESULT **    ppAddResults,
        [out, size_is(,dwCount)]            HRESULT              ** ppErrors
    );

    HRESULT ValidateItems(
        [in]                                DWORD                dwCount,
        [in, size_is(dwCount)]              OPCITEMDEF           * pItemArray,
        [in]                                BOOL                 bBlobUpdate,
        [out, size_is(,dwCount)]            OPCITEMRESULT **    ppValidationResults,
        [out, size_is(,dwCount)]            HRESULT              ** ppErrors
    );

    HRESULT RemoveItems(
        [in]                                DWORD                dwCount,
        [in, size_is(dwCount)]              OPCHANDLE           * phServer,
        [out, size_is(,dwCount)]            HRESULT              ** ppErrors
    );

    HRESULT SetActiveState(
        [in]                                DWORD                dwCount,
        [in, size_is(dwCount)]              OPCHANDLE           * phServer,
        [in]                                BOOL                 bActive,
        [out, size_is(,dwCount)]            HRESULT              ** ppErrors
    );

    HRESULT SetClientHandles(
        [in]                                DWORD                dwCount,
        [in, size_is(dwCount)]              OPCHANDLE           * phServer,
        [in, size_is(dwCount)]              OPCHANDLE           * phClient,
        [out, size_is(,dwCount)]            HRESULT              ** ppErrors
    );

    HRESULT SetDatatypes(
        [in]                                DWORD                dwCount,
        [in, size_is(dwCount)]              OPCHANDLE           * phServer,
        [in, size_is(dwCount)]              VARTYPE             * pRequestedDatatypes,
        [out, size_is(,dwCount)]            HRESULT              ** ppErrors
    );

    HRESULT CreateEnumerator(
        [in]                                REFIID              riid,
        [out, iid_is(riid)] LPUNKNOWN * ppUnk
    );
}

//*****
[
    object,

```

```

    uuid(39c13a55-011e-11d0-9675-0020afd8adb3),
    pointer_default(unique)
]
interface IEnumOPCItemAttributes : IUnknown
{
    HRESULT Next(
        [in] ULONG celt,
        [out, size_is(*pceltFetched)] OPCITEMATTRIBUTES ** ppItemArray,
        [out] ULONG * pceltFetched
    );

    HRESULT Skip(
        [in] ULONG celt
    );

    HRESULT Reset(
        void
    );

    HRESULT Clone(
        [out] IEnumOPCItemAttributes ** ppEnumItemAttributes
    );
}

// Data Access V2.0 additions
[
    object,
    uuid(39c13a70-011e-11d0-9675-0020afd8adb3),
    pointer_default(unique)
]
interface IOPCDataCallback : IUnknown
{
    HRESULT OnDataChange(
        [in]                DWORD           dwTransid,
        [in]                OPCHANDLE      hGroup,
        [in]                HRESULT        hrMasterquality,
        [in]                HRESULT        hrMastererror,
        [in]                DWORD          dwCount,
        [in, size_is(dwCount)] OPCHANDLE * phClientItems,
        [in, size_is(dwCount)] VARIANT   * pvValues,
        [in, size_is(dwCount)] WORD       * pwQualities,
        [in, size_is(dwCount)] FILETIME   * pftTimeStamps,
        [in, size_is(dwCount)] HRESULT    * pErrors
    );

    HRESULT OnReadComplete(
        [in]                DWORD           dwTransid,
        [in]                OPCHANDLE      hGroup,
        [in]                HRESULT        hrMasterquality,
        [in]                HRESULT        hrMastererror,
        [in]                DWORD          dwCount,
        [in, size_is(dwCount)] OPCHANDLE * phClientItems,
        [in, size_is(dwCount)] VARIANT   * pvValues,
        [in, size_is(dwCount)] WORD       * pwQualities,
        [in, size_is(dwCount)] FILETIME   * pftTimeStamps,
        [in, size_is(dwCount)] HRESULT    * pErrors
    );
}

```

```

);

HRESULT OnWriteComplete(
    [in]          DWORD          dwTransid,
    [in]          OPCHANDLE      hGroup,
    [in]          HRESULT        hrMastererr,
    [in]          DWORD          dwCount,
    [in, size_is(dwCount)] OPCHANDLE * pClienthandles,
    [in, size_is(dwCount)] HRESULT * pErrors
);

HRESULT OnCancelComplete(
    [in]          DWORD          dwTransid,
    [in]          OPCHANDLE      hGroup
);

}

/*****
[
    object,
    uuid(39c13a71-011e-11d0-9675-0020afd8adb3),
    pointer_default(unique)
]
interface IOPCAsyncIO2 : IUnknown
{
    HRESULT Read(
        [in]          DWORD          dwCount,
        [in, size_is(dwCount)] OPCHANDLE * phServer,
        [in]          DWORD          dwTransactionID,
        [out]         DWORD          * pdwCancelID,
        [out, size_is(dwCount)] HRESULT ** ppErrors
    );

    HRESULT Write(
        [in]          DWORD          dwCount,
        [in, size_is(dwCount)] OPCHANDLE * phServer,
        [in, size_is(dwCount)] VARIANT * pItemValues,
        [in]          DWORD          dwTransactionID,
        [out]         DWORD          * pdwCancelID,
        [out, size_is(dwCount)] HRESULT ** ppErrors
    );

    HRESULT Refresh2(
        [in]          OPCDATASOURCE dwSource,
        [in]          DWORD          dwTransactionID,
        [out]         DWORD          * pdwCancelID
    );

    HRESULT Cancel2(
        [in]          DWORD          dwCancelID
    );

    HRESULT SetEnable(
        [in]          BOOL          bEnable
    );

```

```

    HRESULT GetEnable(
        [out]                                BOOL                *pbEnable
    );
}

//*****
[
    object,
    uuid(39c13a72-011e-11d0-9675-0020afd8adb3),
    pointer_default(unique)
]
interface IOPCItemProperties : IUnknown
{
    HRESULT QueryAvailableProperties (
        [in]                                LPWSTR                szItemID,
        [out]                                DWORD                * pdwCount,
        [out, size_is(*pdwCount)]           DWORD                ** ppPropertyIDs,
        [out, size_is(*pdwCount)]           LPWSTR                ** ppDescriptions,
        [out, size_is(*pdwCount)]           VARTYPE                ** ppvtDataTypes
    );

    HRESULT GetItemProperties (
        [in]                                LPWSTR                szItemID,
        [in]                                DWORD                dwCount,
        [in, size_is(dwCount)]              DWORD                * pdwPropertyIDs,
        [out, size_is(dwCount)]              VARIANT                ** ppvData,
        [out, size_is(dwCount)]              HRESULT                ** ppErrors
    );

    HRESULT LookupItemIDs(
        [in]                                LPWSTR                szItemID,
        [in]                                DWORD                dwCount,
        [in, size_is(dwCount)]              DWORD                * pdwPropertyIDs,
        [out, string, size_is(dwCount)]     LPWSTR                ** ppszNewItemIDs,
        [out, size_is(dwCount)]              HRESULT                ** ppErrors
    );
}

// This TYPELIB is generated as a convenience to users of high level
// tools
// which are capable of using or browsing TYPELIBS.
// 'Smart Pointers' in VC5 is one example.
[
    uuid(B28EEDB2-AC6F-11d1-84D5-00608CB8A7E9),
    version(1.0),
    helpstring("OPCDA 2.0 Type Library")
]
library OPCDA
{
    importlib("stdole32.tlb");
    importlib("stdole2.tlb");

    interface IOPCServer ;
}

```

```
interface IOPCServerPublicGroups ;
interface IOPCBrowseServerAddressSpace;
interface IOPCGroupStateMgt ;
interface IOPCPublicGroupStateMgt ;
interface IOPCSyncIO ;
interface IOPCAsyncIO ;
interface IOPCItemMgt;
interface IEnumOPCItemAttributes ;
interface IOPCDataCallback ;
interface IOPCAsyncIO2 ;
interface IOPCItemProperties ;

};
```


10 Appendix D - OPCProps.h

This file is provided as a convenience. It duplicates the information presented in the Specification in the IOPCItemProperties Interface discussion.

```

/*++
Module Name:
    OPCProps.h
Author:
    OPC Task Force

Revision History:
Release 2.0
    Created
--*/

/*
Property ID Code Assignments:
    0000 to 4999 are reserved for OPC use

*/

#ifndef __OPCPROPS_H
#define __OPCPROPS_H

#define OPC_PROP_CDT            1
#define OPC_PROP_VALUE         2
#define OPC_PROP_QUALITY       3
#define OPC_PROP_time          4
#define OPC_PROP_RIGHTS        5
#define OPC_PROP_SCANRATE      6

#define OPC_PROP_UNIT          100
#define OPC_PROP_DESC          101
#define OPC_PROP_HIEU          102
#define OPC_PROP_LOEU          103
#define OPC_PROP_HIRANGE       104
#define OPC_PROP_LORANGE       105
#define OPC_PROP_CLOSE         106
#define OPC_PROP_OPEN          107
#define OPC_PROP_TIMEZONE      108

#define OPC_PROP_DSP           200
#define OPC_PROP_FGC           201
#define OPC_PROP_BGC           202
#define OPC_PROP_BLINK         203
#define OPC_PROP_BMP           204
#define OPC_PROP_SND           205
#define OPC_PROP_HTML          206
#define OPC_PROP_AVI           207

#define OPC_PROP_ALMSTAT       300
#define OPC_PROP_ALMHELP       301
#define OPC_PROP_ALMAREAS      302
#define OPC_PROP_ALMPRIMARYAREA 303
#define OPC_PROP_ALMCONDITION 304

```

OPC Data Access Custom Interface Specification 2.05

```
#define OPC_PROP_ALMLIMIT 305
#define OPC_PROP_ALMDB 306
#define OPC_PROP_ALMHH 307
#define OPC_PROP_ALMH 308
#define OPC_PROP_ALML 309
#define OPC_PROP_ALMLL 310
#define OPC_PROP_ALMROC 311
#define OPC_PROP_ALMDEV 312
```